

# Supercar Challenge/Prototype Challenge


## SPA EURO RACE

### Race 2

## Sector Analysis

— Invalidated Lap    ■ Personal Best    ■ Session Best    B Crossing the pit lane

Lap D	Time	Sector 1	Sector 2	Sector 3	Kph	Elapsed	Lap D	Time	Sector 1	Sector 2	Sector 3	Kph	Elapsed		
<b>103</b>	<b>Koopman Racing</b> BMW Z4 GT3						1. Hein Koopman GT	13	1	3:25.122	1:32.455	1:11.608	41.059	122.9	37:23.142
	14	1	2:39.820 B	41.877	1:10.602	47.341		157.8	40:02.962						
	1	1	2:40.441	47.799	1:12.709	39.933		154.4	2:40.441						
	2	1	2:33.457	42.994	1:10.956	39.507		164.3	5:13.898						
	3	1	2:31.999	42.334	1:10.466	39.199		165.9	7:45.897						
	4	1	2:33.453	42.263	1:10.356	40.834		164.3	10:19.350						
	5	1	2:32.541	42.927	1:10.337	39.277		165.3	12:51.891						
	6	1	2:32.330	42.621	1:10.469	39.240		165.5	15:24.221						
	7	1	2:32.087	42.690	1:10.084	39.313		165.8	17:56.308						
	8	1	2:43.580 B	43.297	1:11.835	48.448		154.1	20:39.888						
	9	1	3:48.750	1:59.040	1:10.484	39.226		110.2	24:28.638						
	10	1	2:34.078	43.211	1:11.620	39.247		163.6	27:02.716						
	11	1	2:33.643	42.595	1:10.950	40.098		164.1	29:36.359						
	12	1	4:48.592	1:10.351	2:09.917	1:28.324		87.4	34:24.951						
	13	1	3:49.712 B	1:15.858	1:28.769	1:05.085		109.8	38:14.663						
	14	1	3:26.105	1:31.562	1:14.242	40.301		122.3	41:40.768						
	15	1	4:24.215	1:32.021	2:11.295	40.899		95.4	46:04.983						
	16	1	2:35.938	42.927	1:12.029	40.982		161.7	48:40.921						
	17	1	3:35.489 B	48.159	1:36.893	1:10.437		117.0	52:16.410						
	18	1	3:20.797	1:24.802	1:15.116	40.879		125.6	55:37.207						
	19	1	2:33.247	43.276	1:10.545	39.426		164.5	58:10.454						
	20	1	2:32.632	42.552	1:10.562	39.518		165.2	1:00:43.086						
21	1	2:34.291	43.336	1:11.133	39.822	163.4	1:03:17.377								
<b>105</b>	<b>Koopman Racing</b> BMW M6 GT3						1. M Jansen-J. Poland GT	1	1	2:29.085	43.411	1:08.367	37.307	166.2	2:29.085
	2	1	2:25.405	40.614	1:07.532	37.259		173.4	4:54.490						
	3	1	2:25.863	40.464	1:07.400	37.999		172.9	7:20.353						
	4	1	2:26.425	40.481	1:08.710	37.234		172.2	9:46.778						
	5	1	2:26.261	40.793	1:07.991	37.477		172.4	12:13.039						
	6	1	2:26.181	40.809	1:07.606	37.766		172.5	14:39.220						
	7	1	2:27.831	41.352	1:08.664	37.815		170.6	17:07.051						
	8	1	2:30.099	41.134	1:10.375	38.590		168.0	19:37.150						
	9	1	2:33.970 B	42.163	1:08.181	43.626		163.8	22:11.120						
	10	1	4:13.418	2:27.243	1:07.872	38.303		99.5	26:24.538						
	11	1	2:24.855	40.272	1:07.070	37.513		174.1	28:49.393						
<b>107</b>	<b>Koopman Racing</b> BMW M6 GT3						1. Daan Meijer GT	1	1	2:39.342	47.102	1:13.055	39.185	155.5	2:39.342
	2	1	2:31.617	42.491	1:10.658	38.468		166.3	5:10.959						
	3	1	2:31.400	42.098	1:10.647	38.655		166.5	7:42.359						
	4	1	2:30.214	41.954	1:09.787	38.473		167.9	10:12.573						
	5	1	2:31.669	42.754	1:10.092	38.823		166.2	12:44.242						
	6	1	2:31.840	41.892	1:10.541	39.407		166.1	15:16.082						
	7	1	2:32.014	42.022	1:09.852	40.140		165.9	17:48.096						
	8	1	2:30.887	42.179	1:09.746	38.962		167.1	20:18.983						
	9	1	2:35.447	42.509	1:11.142	41.796		162.2	22:54.430						
	10	1	2:33.250	42.616	1:10.942	39.692		164.5	25:27.680						
	11	1	2:39.329 B	42.536	1:10.855	45.938		158.3	28:07.009						
	12	1	5:51.011	2:06.154	2:11.631	1:33.226		71.8	33:58.020						
<b>108</b>	<b>JR Motorsport</b> BMW M6 GT3						1. Ted van Vliet GT	13	1	3:25.122	1:32.455	1:11.608	41.059	122.9	37:23.142
	14	1	2:39.820 B	41.877	1:10.602	47.341		157.8	40:02.962						
	1	1	2:41.720	48.366	1:12.540	40.814		153.2	2:41.720						
	2	1	2:33.279	42.545	1:10.571	40.163		164.5	5:14.999						
	3	1	2:31.664	42.057	1:10.129	39.478		166.3	7:46.663						
	4	1	2:33.131	42.485	1:10.527	40.119		164.7	10:19.794						
	5	1	2:33.990	43.899	1:09.837	40.254		163.7	12:53.784						
	6	1	2:31.004	42.718	1:09.032	39.254		167.0	15:24.788						
	7	1	2:32.109	43.054	1:09.676	39.379		165.8	17:56.897						
	8	1	2:31.575	42.880	1:09.930	38.765		166.3	20:28.472						
	9	1	2:30.622	42.153	1:09.338	39.131		167.4	22:59.094						
	10	1	2:33.120	43.935	1:09.457	39.728		164.7	25:32.214						
	11	1	2:39.218 B	42.735	1:10.471	46.012		158.4	28:11.432						
	12	1	5:45.655	2:00.403	2:11.739	1:33.513		72.9	33:57.087						
	13	1	3:32.747 B	1:32.589	1:12.140	48.018		118.5	37:29.834						
	14	1	2:45.941	54.686	1:11.181	40.074		151.9	40:15.775						
	15	1	3:33.653	42.323	1:24.575	1:26.755		118.0	43:49.428						
	16	1	3:30.207	1:37.675	1:12.299	40.233		119.9	47:19.635						
	17	1	2:35.122	43.968	1:11.585	39.569		162.5	49:54.757						
	18	1	2:32.514	43.318	1:09.690	39.506		165.3	52:27.271						
	19	1	2:33.770	42.686	1:10.350	40.734		164.0	55:01.041						
	20	1	2:33.037	43.195	1:10.412	39.430		164.8	57:34.078						
21	1	2:35.286	44.116	1:11.057	40.113	162.4	1:00:09.364								
22	1	2:35.617	43.216	1:11.684	40.717	162.0	1:02:44.981								
<b>111</b>	<b>JR Motorsport</b> BMW M6 GT3						1. M Tubben-M. Weering GT	1	1	2:27.282	42.661	1:07.801	36.820	168.2	2:27.282
	2	1	2:23.793	40.624	1:06.288	36.881		175.4	4:51.075						
	3	1	2:24.578	40.660	1:06.824	37.094		174.4	7:15.653						
	4	1	2:24.047	40.643	1:06.466	36.938		175.0	9:39.700						
	5	1	2:24.882	40.780	1:06.940	37.162		174.0	12:04.582						
	6	1	2:25.825	40.804	1:07.156	37.865		172.9	14:30.407						
	7	1	2:28.685	41.764	1:08.937	37.984		169.6	16:59.092						
	8	1	2:27.969	41.755	1:08.035	38.179		170.4	19:27.061						
	9	1	2:32.657 B	41.318	1:07.958	43.381		165.2	21:59.718						
	10	1	4:13.254	2:28.469	1:06.624	38.161		99.6	26:12.972						
	11	1	2:25.415	40.493	1:07.591	37.331		173.4	28:38.387						
	12	1	3:41.966	41.919	1:34.768	1:25.279		113.6	32:20.353						
	13	1	4:05.468	1:41.854	1:45.705	37.909		102.7	36:25.821						
	14	1	2:26.753	41.387	1:07.474	37.892		171.8	38:52.574						
	15	1	2:25.273	40.756	1:07.077	37.440		173.6	41:17.847						
	16	1	4:23.126	1:08.483	2:08.907	1:05.736		95.8	45:40.973						
	17	1	2:26.981	41.090	1:07.540	38.351		171.5	48:07.954						
	18	1	2:27.548	40.477	1:07.107	39.964		170.9	50:35.502						
	19	1	2:28.868	42.419	1:08.445	38.004		169.4	53:04.370						
	20	1	2:27.519	41.413	1:08.259	37.847		170.9	55:31.889						
	21	1	2:26.453	40.700	1:07.781	37.972		172.2	57:58.342						
	22	1	2:24.835	40.554	1:06.879	37.402		174.1	1:00:23.177						
	23	1	2:26.803	40.890	1:07.064	38.849		171.8	1:02:49.980						



# Supercar Challenge/Prototype Challenge


## SPA EURO RACE

### Race 2

## Sector Analysis

— Invalidated Lap    ■ Personal Best    ■ Session Best    B Crossing the pit lane

Lap	D	Time	Sector 1	Sector 2	Sector 3	Kph	Elapsed	Lap	D	Time	Sector 1	Sector 2	Sector 3	Kph	Elapsed	
<b>128</b>	<b>Speedlover</b> 1. Pierre-Etienne Bordet							Porsche 992 GT								
	1	1	2:46.153	50.809	1:14.250	41.094	149.1	2:46.153	1	1	2:30.468	46.641	1:06.778	<b>37.049</b>	164.7	2:30.468
	2	1	2:34.591	43.490	1:11.379	39.722	163.1	5:20.744	2	1	<b>2:24.854</b>	40.362	<b>1:06.607</b>	37.885	174.1	4:55.322
	3	1	2:34.850	42.975	1:11.595	40.280	162.8	7:55.594	3	1	2:25.596	40.322	1:06.939	38.335	173.2	7:20.918
	4	1	<b>2:33.798</b>	42.969	1:11.255	<b>39.574</b>	163.9	10:29.392	4	1	2:25.166	39.987	1:07.354	37.825	173.7	9:46.084
	5	1	2:34.901	43.458	1:11.775	39.668	162.8	13:04.293	5	1	2:26.527	41.039	1:07.966	37.522	172.1	12:12.611
	6	1	2:35.307	43.451	1:12.090	39.766	162.4	15:39.600	6	1	2:26.345	40.592	1:07.584	38.169	172.3	14:38.956
	7	1	2:33.895	42.938	1:11.241	39.716	163.8	18:13.495	7	1	2:27.895	41.109	1:08.445	38.341	170.5	17:06.851
	8	1	2:34.885	43.433	1:11.374	40.078	162.8	20:48.380	8	1	2:28.364	40.695	1:09.600	38.069	169.9	19:35.215
	9	1	2:42.856 B	43.280	1:11.704	47.872	154.8	23:31.236	9	1	2:34.480 B	40.986	1:08.287	45.207	163.2	22:09.695
	10	1	3:55.301	2:03.784	1:11.776	39.741	107.2	27:26.537	10	1	3:52.338	2:06.480	1:07.760	38.098	108.5	26:02.033
	11	1	2:35.949	43.183	<b>1:11.168</b>	41.598	161.7	30:02.486	11	1	2:27.617	40.668	1:08.807	38.142	170.8	28:29.650
	12	1	5:07.522	1:38.760	2:04.280	1:24.482	82.0	35:10.008	12	1	3:26.844	41.193	1:18.647	1:27.004	121.9	31:56.494
	13	1	2:45.374	52.478	1:11.877	41.019	152.5	37:55.382	13	1	4:21.399	1:43.802	1:59.471	38.126	96.5	36:17.893
	14	1	2:38.423	43.861	1:13.886	40.676	159.2	40:33.805	14	1	2:28.124	41.035	1:07.867	39.222	170.2	38:46.017
	15	1	3:57.747	43.595	1:50.820	1:23.332	106.1	44:31.552	15	1	2:27.854	40.328	1:08.263	39.263	170.5	41:13.871
	16	1	3:06.138	1:12.574	1:12.625	40.939	135.5	47:37.690	16	1	4:25.117	1:01.847	2:11.731	1:11.539	95.1	45:38.988
	17	1	2:36.741	43.052	1:12.703	40.986	160.9	50:14.431	17	1	2:26.561	40.957	1:07.129	38.475	172.0	48:05.549
	18	1	2:35.571	43.364	1:12.605	39.602	162.1	52:50.002	18	1	2:31.179	<b>39.854</b>	1:09.248	42.077	166.8	50:36.728
	19	1	2:34.159	42.915	1:11.556	39.688	163.6	55:24.161	19	1	2:28.405	41.475	1:08.932	37.998	169.9	53:05.133
	20	1	2:34.551	43.176	1:11.735	39.640	163.1	57:58.712	20	1	2:28.124	40.754	1:09.417	37.953	170.2	55:33.257
21	1	2:34.358	<b>42.726</b>	1:11.883	39.749	163.3	1:00:33.070	21	1	2:26.423	40.027	1:08.429	37.967	172.2	57:59.680	
22	1	2:35.172	43.102	1:12.076	39.994	162.5	1:03:08.242	22	1	2:29.694	40.671	1:10.041	38.982	168.4	1:02:56.005	
<b>149</b>	<b>Koopman Racing</b> 1. Cees Wijsman							BMW M6 GT3 GT								
	1	1	2:42.480	48.924	1:13.388	40.168	152.5	2:42.480	1	1	2:45.213	50.721	1:12.725	41.767	150.0	2:45.213
	2	1	2:34.101	42.467	1:12.000	39.634	163.6	5:16.581	2	1	2:37.898	45.471	1:11.869	40.558	159.7	5:23.111
	3	1	<b>2:33.282</b>	<b>42.001</b>	<b>1:11.345</b>	39.936	164.5	7:49.863	3	1	<b>2:36.918</b>	<b>44.551</b>	1:11.705	40.662	160.7	8:00.029
	4	1	2:33.928	42.499	1:11.886	<b>39.543</b>	163.8	10:23.791	4	1	2:37.246	44.706	1:11.733	40.807	160.3	10:37.275
	5	1	2:35.100	42.584	1:12.297	40.219	162.6	12:58.891	5	1	2:38.071	44.831	<b>1:11.682</b>	41.558	159.5	13:15.346
	6	1	2:36.345	43.175	1:12.698	40.472	161.3	15:35.236	6	1	2:39.616	46.487	1:11.965	41.164	158.0	15:54.962
	7	1	2:36.970	42.747	1:13.782	40.441	160.6	18:12.206	7	1	2:37.313	44.952	1:11.726	40.635	160.3	18:32.275
	8	1	2:38.431	42.970	1:14.113	41.348	159.1	20:50.637	8	1	2:38.109	44.818	1:12.074	41.217	159.5	21:10.384
	9	1	2:37.653	43.062	1:13.695	40.896	159.9	23:28.290	9	1	2:38.278	45.210	1:12.205	40.863	159.3	23:48.662
	10	1	2:47.602 B	43.147	1:14.495	49.960	150.4	26:15.892	10	1	2:39.194	44.782	1:12.678	41.734	158.4	26:27.856
	11	1	3:57.372	1:59.530	1:14.171	43.671	106.2	30:13.264	11	1	2:38.152	44.955	1:12.006	41.191	159.4	29:06.008
	12	1	5:19.447	1:42.640	2:09.890	1:26.917	78.9	35:32.711	12	1	4:17.040 B	46.379	1:59.746	1:30.915	98.1	33:23.048
	13	1	2:40.232	44.056	1:15.286	40.890	157.4	38:12.943	13	1	4:17.597	2:21.844	1:14.355	41.398	97.9	37:40.645
	14	1	2:39.340	43.044	1:15.311	40.985	158.2	40:52.283	14	1	2:40.078	45.273	1:12.842	41.963	157.5	40:20.723
	15	1	4:14.250	43.433	2:02.893	1:27.924	99.2	45:06.533	15	1	3:59.459	46.425	1:47.274	1:25.760	105.3	44:20.182
	16	1	2:47.247	50.484	1:14.826	41.937	150.8	47:53.780	16	1	3:10.046	1:15.889	1:13.056	41.101	132.7	47:30.228
	17	1	2:44.178	43.739	1:15.779	44.660	153.6	50:37.958	17	1	2:38.540	45.241	1:12.877	<b>40.422</b>	159.0	50:08.768
	18	1	2:41.669	44.713	1:15.695	41.261	156.0	53:19.627	18	1	2:37.339	44.752	1:11.836	40.751	160.3	52:46.107
	19	1	2:40.587	42.622	1:14.786	43.179	157.0	56:00.214	19	1	2:38.093	44.846	1:11.886	41.361	159.5	55:24.200
	20	1	2:40.779	43.465	1:16.158	41.156	156.8	58:40.993	20	1	2:39.695	44.941	1:13.651	41.103	157.9	58:03.895
21	1	2:37.469	42.715	1:13.525	41.229	160.1	1:01:18.462	21	1	2:38.743	44.907	1:12.432	41.404	158.8	1:00:42.638	
22	1	2:37.294	42.884	1:13.370	41.040	160.3	1:03:55.756	22	1	2:40.473	46.044	1:12.800	41.629	157.1	1:03:23.111	
<b>201</b>	<b>Febo Racing Team</b> 1. de Borst-de Borst							Hyundai i30N TCR SSP1								
	1	1	2:45.213	50.721	1:12.725	41.767	150.0	2:45.213	1	1	2:45.213	50.721	1:12.725	41.767	150.0	2:45.213
	2	1	2:37.898	45.471	1:11.869	40.558	159.7	5:23.111	2	1	2:37.898	45.471	1:11.869	40.558	159.7	5:23.111
	3	1	<b>2:36.918</b>	<b>44.551</b>	1:11.705	40.662	160.7	8:00.029	3	1	<b>2:36.918</b>	<b>44.551</b>	1:11.705	40.662	160.7	8:00.029
	4	1	2:37.246	44.706	1:11.733	40.807	160.3	10:37.275	4	1	2:37.246	44.706	1:11.733	40.807	160.3	10:37.275
	5	1	2:38.071	44.831	<b>1:11.682</b>	41.558	159.5	13:15.346	5	1	2:38.071	44.831	<b>1:11.682</b>	41.558	159.5	13:15.346
	6	1	2:39.616	46.487	1:11.965	41.164	158.0	15:54.962	6	1	2:39.616	46.487	1:11.965	41.164	158.0	15:54.962
	7	1	2:37.313	44.952	1:11.726	40.635	160.3	18:32.275	7	1	2:37.313	44.952	1:11.726	40.635	160.3	18:32.275
	8	1	2:38.109	44.818	1:12.074	41.217	159.5	21:10.384	8	1	2:38.109	44.818	1:12.074	41.217	159.5	21:10.384
	9	1	2:38.278	45.210	1:12.205	40.863	159.3	23:48.662	9	1	2:38.278	45.210	1:12.205	40.863	159.3	23:48.662
	10	1	2:39.194	44.782	1:12.678	41.734	158.4	26:27.856	10	1	2:39.194	44.782	1:12.678	41.734	158.4	26:27.856
	11	1	2:38.152	44.955	1:12.006	41.191	159.4	29:06.008	11	1	2:38.152	44.955	1:12.006	41.191	159.4	29:06.008
	12	1	4:17.040 B	46.379	1:59.746	1:30.915	98.1	33:23.048	12	1	4:17.040 B	46.379	1:59.746	1:30.915	98.1	33:23.048
	13	1	4:17.597	2:21.844	1:14.355	41.398	97.9	37:40.645	13	1	4:17.597	2:21.844	1:14.355	41.398	97.9	37:40.645
	14	1	2:40.078	45.273	1:12.842	41.963	157.5	40:20.723	14	1	2:40.078	45.273	1:12.842	41.963	157.5	40:20.723
	15	1	3:59.459	46.425	1:47.274	1:25.760	105.3	44:20.182	15	1	3:59.459	46.425	1:47.274	1:25.760	105.3	44:20.182
	16	1	3:10.046	1:15.889	1:13.056	41.101	132.7	47:30.228	16	1	3:10.046	1:15.889	1:13.056	41.101	132.7	47:30.228
	17	1	2:38.540	45.241	1:12.877	<b>40.422</b>	159.0	50:08.768	17	1	2:38.540	45.241	1:12.877	<b>40.422</b>	159.0	50:08.768
	18	1	2:37.339	44.752	1:11.836	40.751	160.3	52:46.107	18	1	2:37.339	44.752	1:11.836	40.751	160.3	52:46.107
	19	1	2:38.093	44.846	1:11.886	41.361	159.5	55:24.200	19	1	2:38.093	44.846	1:11.886	41.361	159.5	55:24.200
	20	1	2:39.695	44.941	1:13.651	41.103	157.9	58:03.895	20	1	2:39.695	44.941	1:13.651	41.103	157.9	58:03.895
21	1	2:38.743	44.907	1:12.432	41.404	158.8	1:00:42.638	21	1	2:38.743						



# Supercar Challenge/Prototype Challenge

## SPA EURO RACE

### Race 2

## Sector Analysis

— Invalidated Lap    ■ Personal Best    ■ Session Best    B Crossing the pit lane


Lap	D	Time	Sector 1	Sector 2	Sector 3	Kph	Elapsed	Lap	D	Time	Sector 1	Sector 2	Sector 3	Kph	Elapsed
5	1	2:43.931	45.783	1:16.149	41.999	153.8	14:38.288	14	1	2:40.726	45.586	1:12.835	42.305	156.9	40:42.949
6	1	<b>2:42.222</b>	46.867	<b>1:14.290</b>	<b>41.065</b>	155.4	17:20.510	15	1	4:18.107	45.340	2:02.732	1:30.035	97.7	45:01.056
7	1	2:42.793	<b>45.610</b>	1:15.187	41.996	154.9	20:03.303	16	1	2:49.161	53.556	1:13.922	41.683	149.1	47:50.217
8	1	2:42.349	45.816	1:14.585	41.948	155.3	22:45.652	17	1	2:40.788	45.666	1:13.078	42.044	156.8	50:31.005
9	1	2:42.796	45.679	1:15.004	42.113	154.9	25:28.448	18	1	2:41.158	45.248	1:14.630	41.280	156.5	53:12.163
10	1	2:42.254	46.373	1:14.410	41.471	155.4	28:10.702	19	1	2:39.809	45.417	1:13.373	41.019	157.8	55:51.972
11	1	3:35.901 B	46.025	1:16.350	1:33.526	116.8	31:46.603	20	1	2:40.225	45.510	1:13.503	41.212	157.4	58:32.197
12	1	5:01.192	2:44.318	1:34.557	42.317	83.7	36:47.795	21	1	2:40.335	45.413	1:13.106	41.816	157.3	1:01:12.532
13	1	2:45.024	47.563	1:15.292	42.169	152.8	39:32.819	22	1	2:40.131	45.741	1:13.131	41.259	157.5	1:03:52.663
14	1	2:58.440	47.147	1:14.805	56.488	141.3	42:31.259								
15	1	4:07.196	1:43.896	1:40.639	42.661	102.0	46:38.455								
16	1	2:44.330	46.685	1:15.224	42.421	153.4	49:22.785								
17	1	2:45.543	45.905	1:16.507	43.131	152.3	52:08.328								
18	1	2:56.406 B	46.438	1:15.943	54.025	142.9	55:04.734								

222		Bas Koeten Racing		Audi TCR SSP1			
1. Laurens de Wit							
1	1	2:45.969	50.820	1:13.273	41.876	149.3	2:45.969
2	1	<b>2:36.424</b>	44.586	<b>1:11.624</b>	<b>40.214</b>	161.2	5:22.393
3	1	2:37.142	<b>44.258</b>	1:12.234	40.650	160.5	7:59.535
4	1	2:37.107	44.322	1:12.221	40.564	160.5	10:36.642
5	1	2:37.584	44.392	1:12.397	40.795	160.0	13:14.226
6	1	2:38.359	44.638	1:12.972	40.749	159.2	15:52.585
7	1	2:38.629	44.998	1:12.950	40.681	159.0	18:31.214
8	1	2:38.339	44.542	1:12.860	40.937	159.2	21:09.553
9	1	2:38.523	44.618	1:12.780	41.125	159.1	23:48.076
10	1	2:38.601	44.649	1:12.984	40.968	159.0	26:26.677
11	1	2:38.577	44.753	1:12.929	40.895	159.0	29:05.254
12	1	4:16.074 B	45.984	1:59.684	1:30.406	98.5	33:21.328
13	1	4:39.242	2:44.982	1:12.812	41.448	90.3	38:00.570
14	1	2:40.108	44.636	1:13.293	42.179	157.5	40:40.678
15	1	4:08.914	44.684	1:57.173	1:27.057	101.3	44:49.592
16	1	2:50.547	57.130	1:12.549	40.868	147.8	47:40.139
17	1	2:38.581	44.644	1:12.522	41.415	159.0	50:18.720
18	1	2:39.157	44.563	1:13.319	41.275	158.4	52:57.877
19	1	2:40.378	44.668	1:14.333	41.377	157.2	55:38.255
20	1	2:40.788	44.696	1:14.188	41.904	156.8	58:19.043
21	1	2:41.145	45.457	1:14.033	41.655	156.5	1:01:00.188
22	1	2:41.000	45.434	1:14.127	41.439	156.6	1:03:41.188

233		JR Motorsport		BMW E46 M3 GTR SSP1			
1. Remco de Beus							
1	1	2:50.117	52.483	1:16.036	41.598	145.6	2:50.117
2	1	2:39.969	45.111	1:13.570	41.288	157.6	5:30.086
3	1	2:39.575	45.719	1:12.662	41.194	158.0	8:09.661
4	1	2:39.820	45.847	1:13.017	40.956	157.8	10:49.481
5	1	2:39.152	45.707	1:12.486	40.959	158.4	13:28.633
6	1	2:39.739	45.307	1:13.500	40.932	157.8	16:08.372
7	1	<b>2:38.243</b>	45.256	<b>1:12.304</b>	<b>40.683</b>	159.3	18:46.615
8	1	2:38.841	<b>45.101</b>	1:12.545	41.195	158.7	21:25.456
9	1	2:39.560	45.434	1:13.268	40.858	158.0	24:05.016
10	1	2:39.256	45.574	1:12.734	40.948	158.3	26:44.272
11	1	2:39.220	45.699	1:12.413	41.108	158.4	29:23.492
12	1	4:44.286 B	57.892	2:11.019	1:35.375	88.7	34:07.778
13	1	3:54.445	1:58.806	1:13.484	42.155	107.5	38:02.223

244		Certainty Racing		Audi RS3 TCR LMS SSP1			
1. Schulte-Meijer							
1	1	2:42.470	49.141	1:12.071	41.258	152.5	2:42.470
2	1	2:36.609	45.049	1:11.365	40.195	161.0	5:19.079
3	1	2:37.741	44.661	1:12.411	40.669	159.8	7:56.820
4	1	2:35.262	44.173	<b>1:10.889</b>	40.200	162.4	10:32.082
5	1	2:36.818	44.249	1:12.161	40.408	160.8	13:08.900
6	1	2:36.003	44.235	1:11.466	40.302	161.6	15:44.903
7	1	<b>2:35.246</b>	44.089	1:10.945	40.212	162.4	18:20.149
8	1	2:35.696	44.319	1:11.190	<b>40.187</b>	161.9	20:55.845
9	1	2:36.700	44.312	1:11.707	40.681	160.9	23:32.545
10	1	2:36.685	44.270	1:11.616	40.799	160.9	26:09.230
11	1	2:36.502	<b>43.973</b>	1:12.082	40.447	161.1	28:45.732
12	1	4:01.362 B	44.238	1:46.748	1:30.376	104.5	32:47.094
13	1	4:49.365	2:50.563	1:15.930	42.872	87.1	37:36.459
14	1	2:43.958	46.557	1:14.686	42.715	153.8	40:20.417
15	1	4:02.559	46.588	1:48.722	1:27.249	104.0	44:22.976
16	1	3:10.117	1:13.797	1:14.495	41.825	132.6	47:33.093
17	1	2:42.891	46.026	1:14.130	42.735	154.8	50:15.984
18	1	2:42.240	46.116	1:13.353	42.771	155.4	52:58.224
19	1	2:44.477	47.156	1:15.129	42.192	153.3	55:42.701
20	1	2:42.057	46.823	1:12.938	42.296	155.6	58:24.758
21	1	2:41.485	46.888	1:12.931	41.666	156.1	1:01:06.243
22	1	2:41.346	46.602	1:12.827	41.917	156.3	1:03:47.589

264		DK-Racing powered by FMA		VW Golf TCR SSP1			
1. Jonas de Kimpe							
1	1	2:43.105	49.625	1:13.190	40.290	151.9	2:43.105
2	1	<b>2:35.275</b>	44.238	<b>1:11.201</b>	<b>39.836</b>	162.4	5:18.380
3	1	2:36.614	44.353	1:12.142	40.119	161.0	7:54.994
4	1	2:36.505	44.416	1:11.940	40.149	161.1	10:31.499
5	1	2:36.723	44.634	1:12.029	40.060	160.9	13:08.222
6	1	2:37.406	44.836	1:12.377	40.193	160.2	15:45.628
7	1	2:35.995	43.976	1:11.860	40.159	161.6	18:21.623
8	1	2:36.758	44.647	1:11.841	40.270	160.8	20:58.381
9	1	2:37.596	44.308	1:12.565	40.723	160.0	23:35.977
10	1	2:35.933	<b>43.959</b>	1:11.677	40.297	161.7	26:11.910
11	1	2:37.474	44.562	1:12.427	40.485	160.1	28:49.384
12	1	4:04.665 B	45.360	1:47.998	1:31.307	103.1	32:54.049
13	1	4:40.662	2:46.430	1:13.288	40.944	89.8	37:34.711
14	1	2:38.641	44.805	1:12.808	41.028	158.9	40:13.352
15	1	3:45.678	44.899	1:35.647	1:25.132	111.7	43:59.030
16	1	3:21.998	1:29.108	1:13.384	40.506	124.8	47:21.028
17	1	2:39.576	44.321	1:13.698	41.557	158.0	50:00.604
18	1	2:38.562	44.514	1:13.347	40.701	159.0	52:39.166



# Supercar Challenge/Prototype Challenge

## SPA EURO RACE

### Race 2

## Sector Analysis

— Invalidated Lap   ■ Personal Best   ■ Session Best   B Crossing the pit lane

Lap	D	Time	Sector 1	Sector 2	Sector 3	Kph	Elapsed	Lap	D	Time	Sector 1	Sector 2	Sector 3	Kph	Elapsed
19	1	2:38.517	44.523	1:13.138	40.856	159.1	55:17.683	3	1	<b>2:39.686</b>	<b>45.182</b>	1:13.342	41.162	157.9	8:09.242
20	1	2:37.736	44.858	1:12.419	40.459	159.9	57:55.419	4	1	2:42.213	46.025	1:15.073	41.115	155.4	10:51.455
21	1	2:39.041	44.518	1:13.192	41.331	158.5	1:00:34.460	5	1	2:40.463	45.299	1:13.554	41.610	157.1	13:31.918
22	1	2:40.015	45.102	1:13.250	41.663	157.6	1:03:14.475	6	1	2:41.036	45.771	1:13.650	41.615	156.6	16:12.954


301 Traxx Racing							Renault Alpine SSP2								
1. Voet-van den Broeck															
1	1	2:56.790	53.647	1:19.408	43.735	140.1	2:56.790	7	1	2:41.208	45.591	1:14.055	41.562	156.4	18:54.162
2	1	2:46.034	46.321	1:16.761	42.952	151.9	5:42.824	8	1	2:42.103	46.531	1:13.963	41.609	155.5	21:36.265
3	1	2:46.089	46.643	<b>1:16.161</b>	43.285	151.8	8:28.913	9	1	2:41.979	46.243	1:13.885	41.851	155.7	24:18.244
4	1	2:46.981	46.328	1:17.552	43.101	151.0	11:15.894	10	1	2:42.925	46.273	1:14.866	41.786	154.8	27:01.169
5	1	2:47.503	46.127	1:17.857	43.519	150.5	14:03.397	11	1	2:41.856	46.084	1:13.891	41.881	155.8	29:43.025
6	1	2:46.681	46.319	1:17.337	43.025	151.3	16:50.078	12	1	4:51.707 B	1:09.788	2:06.319	1:35.600	86.4	34:34.732
7	1	2:48.793	46.315	1:18.013	44.465	149.4	19:38.871	13	1	4:34.658	2:36.748	1:15.807	42.103	91.8	39:09.390
8	1	2:46.559	46.528	1:16.995	43.036	151.4	22:25.430	14	1	2:41.986	45.961	1:13.708	42.317	155.7	41:51.376
9	1	2:46.840	46.344	1:17.511	42.985	151.1	25:12.270	15	1	4:22.764	1:39.997	2:00.892	41.875	96.0	46:14.140
10	1	<b>2:45.756</b>	<b>45.978</b>	1:17.008	<b>42.770</b>	152.1	27:58.026	16	1	2:40.312	45.835	1:13.250	41.227	157.3	48:54.452
11	1	4:44.793 B	46.302	1:18.682	2:39.809	88.5	32:42.819	17	1	2:40.326	45.527	1:13.523	41.276	157.3	51:34.778
12	1	4:07.281	1:42.340	1:40.815	44.126	102.0	36:50.100	18	1	2:40.236	45.632	<b>1:13.206</b>	41.398	157.4	54:15.014
13	1	2:51.866	47.944	1:19.587	44.335	146.7	39:41.966	19	1	2:41.502	45.633	1:13.744	42.125	156.1	56:56.516
14	1	3:36.632	47.670	1:20.635	1:28.327	116.4	43:18.598	20	1	2:41.326	45.411	1:14.362	41.553	156.3	59:37.842
15	1	3:55.099	1:44.074	1:25.592	45.433	107.2	47:13.697	21	1	2:41.426	46.375	1:13.594	41.457	156.2	1:02:19.268
16	1	3:12.965 B	52.090	1:23.711	57.164	130.7	50:26.662	22	1	2:41.017	45.213	1:13.886	41.918	156.6	1:05:00.285

305 Bas Koeten Racing							Porsche Cayman SSP2								
1. Bas Barenbrug															
1	1	2:54.238				142.2	2:54.238	1	1	2:49.155	51.909	1:15.886	41.360	146.5	2:49.155
2	1	2:43.841				153.9	5:38.079	2	1	2:39.809	45.061	1:13.524	41.224	157.8	5:28.964
3	1	2:43.804				153.9	8:21.883	3	1	<b>2:39.443</b>	44.935	<b>1:13.454</b>	41.054	158.1	8:08.407
4	1	2:43.480				154.2	11:05.363	4	1	2:39.670	45.181	1:13.583	<b>40.906</b>	157.9	10:48.077
5	1	2:43.492				154.2	13:48.855	5	1	2:40.018	45.040	1:13.497	41.481	157.6	13:28.095
6	1	2:43.525				154.2	16:32.380	6	1	2:41.268	45.068	1:14.488	41.712	156.3	16:09.363
7	1	2:43.983				153.8	19:16.363	7	1	2:40.165	45.096	1:13.724	41.345	157.4	18:49.528
8	1	2:43.978				153.8	22:00.341	8	1	2:41.831	45.135	1:14.682	42.014	155.8	21:31.359
9	1	2:44.090				153.7	24:44.431	9	1	2:41.591	45.171	1:14.852	41.568	156.0	24:12.950
10	1	2:44.116				153.6	27:28.547	10	1	2:40.837	45.041	1:14.090	41.706	156.8	26:53.787
11	1	2:52.315 B				146.3	30:20.862	11	1	2:41.884	44.947	1:15.250	41.687	155.8	29:35.671
12	1	5:42.545	2:41.017	2:08.660	52.868	73.6	36:03.407	12	1	4:50.705 B	1:09.193	2:08.367	1:33.145	86.7	34:26.376
13	1	2:44.952	46.467	1:15.885	42.600	152.9	38:48.359	13	1	4:06.207	2:09.988	1:14.470	41.749	102.4	38:32.583
14	1	2:43.262	46.337	1:14.641	42.284	154.4	41:31.621	14	1	2:42.327	45.381	1:14.697	42.249	155.3	41:14.910
15	1	4:29.666	1:33.881	2:07.958	47.827	93.5	46:01.287	15	1	4:28.556	1:11.109	2:05.946	1:11.501	93.9	45:43.466
16	1	2:43.860	45.800	1:15.494	42.566	153.9	48:45.147	16	1	2:41.009	<b>44.920</b>	1:14.381	41.708	156.6	48:24.475
17	1	2:44.983	46.108	1:16.591	42.284	152.8	51:30.130	17	1	2:41.399	45.132	1:14.544	41.723	156.2	51:05.874
18	1	2:43.705	46.199	1:14.978	42.528	154.0	54:13.835	18	1	2:42.434	45.851	1:14.499	42.084	155.2	53:48.308
19	1	<b>2:42.259</b>	45.822	1:14.333	<b>42.104</b>	155.4	56:56.094	19	1	2:41.523	45.218	1:14.620	41.685	156.1	56:29.831
20	1	2:44.087	45.565	1:16.330	42.192	153.7	59:40.181	20	1	2:44.084	45.724	1:15.838	42.522	153.7	59:13.915
21	1	2:42.386	<b>45.495</b>	<b>1:14.212</b>	42.679	155.3	1:02:22.567	21	1	2:45.560	45.498	1:16.702	43.360	152.3	1:01:59.475
22	1	2:43.395	45.995	1:14.932	42.468	154.3	1:05:05.962	22	1	2:43.700	45.736	1:15.500	42.464	154.0	1:04:43.175

307 Emergo Racing pb FMA							VW Golf GTI TCR Int. SSP2								
1. Speelman-van der Grift															
1	1	2:48.612	51.499	1:15.811	41.302	146.9	2:48.612	1	1	2:53.047	52.810	1:17.938	42.299	143.2	2:53.047
2	1	2:40.944	45.583	1:14.256	<b>41.105</b>	156.7	5:29.556	2	1	2:42.089	44.995	1:15.405	41.689	155.6	5:35.136

309 Dams Racing							BMW M4 GT4 SSP2								
1. Andy Dam															
3	1	<b>2:39.686</b>	<b>45.182</b>	1:13.342	41.162	157.9	8:09.242	3	1	2:49.155	51.909	1:15.886	41.360	146.5	2:49.155
4	1	2:42.213	46.025	1:15.073	41.115	155.4	10:51.455	4	1	2:39.809	45.061	1:13.524	41.224	157.8	5:28.964
5	1	2:40.463	45.299	1:13.554	41.610	157.1	13:31.918	5	1	<b>2:39.443</b>	44.935	<b>1:13.454</b>	41.054	158.1	8:08.407
6	1	2:41.036	45.771	1:13.650	41.615	156.6	16:12.954	6	1	2:39.670	45.181	1:13.583	<b>40.906</b>	157.9	10:48.077
7	1	2:41.208	45.591	1:14.055	41.562	156.4	18:54.162	7	1	2:40.018	45.040	1:13.497	41.481	157.6	13:28.095
8	1	2:42.103	46.531	1:13.963	41.609	155.5	21:36.265	8	1	2:41.268	45.068	1:14.488	41.712	156.3	16:09.363
9	1	2:41.979	46.243	1:13.885	41.851	155.7	24:18.244	9	1	2:40.165	45.096	1:13.724	41.345	157.4	18:49.528
10	1	2:42.925	46.273	1:14.866	41.786	154.8	27:01.169	10	1	2:41.831	45.135	1:14.682	42.014	155.8	21:31.359
11	1	2:41.856	46.084	1:13.891	41.881	155.8	29:43.025	11	1	2:41.591	45.171	1:14.852	41.568	156.0	24:12.950
12	1	4:51.707 B	1:09.788	2:06.319	1:35.600	86.4	34:34.732	12	1	2:40.837	45.041	1:14.090	41.706	156.8	26:53.787
13	1	4:34.658	2:36.748	1:15.807	42.103	91.8	39:09.390	13	1	2:41.884	44.947	1:15.250	41.687	155.8	29:35.671
14	1	2:41.986	45.961	1:13.708	42.317	155.7	41:51.376	14	1	4:50.705 B	1:09.193	2:08.367	1:33.145	86.7	34:26.376
15	1	4:22.764	1:39.997	2:00.892	41.875	96.0	46:14.140	15	1	4:06.207	2:09.988	1:14.470	41.749	102.4	38:32.583
16	1	2:40.312	45.835	1:13.250	41.227	157.3	48:54.452	16	1	2:42.327	45.381	1:14.697	42.249	155.3	41:14.910
17	1	2:40.326	45.527	1:13.523	41.276	157.3	51:34.778	17	1	4:28.556	1:11.109	2:05.946	1:11.501	93.9	45:43.466
18	1	2:40.236	45.632	<b>1:13.206</b>	41.398	157.4	54:15.014	18	1	2:41.009	<b>44.920</b>	1:14.381	41.708	156.6	48:24.475
19	1	2:41.502	45.633	1:13.744	42.125	156.1	56:56.516	19	1	2:41.399	45.132	1:14.544	41.723	156.2	51:05.874
20	1	2:41.326	45.411	1:14.362	41.553	156.3	59:37.842	20	1	2:42.434	45.851	1:14.499	42.084	155.2	53:48.308
21	1	2:41.426	46.375	1:13.594	41.457	156.2	1:02:19.268	21	1	2:41.523	45.218	1:14.620	41.685	156.1	56:29.831
22	1	2:41.017	45.213	1:13.886	41.918	156.6	1:05:00.285	22	1	2:44.084	45.724	1:15.838	42.522	153.7	59:13.915

323 Koopman Racing							BMW M4 SSP2								
1. Maik Broersen															
1	1	2:49.155	51.909	1:15.886	41.360	146.5	2:49.155	1	1	2:53.047	52.810	1:17.938	42.299	143.2	2:53.047
2	1	2:39.809	45.061	1:13.524	41.224	15									



# Supercar Challenge/Prototype Challenge


## SPA EURO RACE

### Race 2

## Sector Analysis

— Invalidated Lap    ■ Personal Best    ■ Session Best    B Crossing the pit lane

Lap	D	Time	Sector 1	Sector 2	Sector 3	Kph	Elapsed	Lap	D	Time	Sector 1	Sector 2	Sector 3	Kph	Elapsed
8	1	2:40.238	44.920	1:14.517	<b>40.801</b>	157.4	21:35.101	14	1	6:17.481 B	1:11.353	2:06.608	2:59.520	66.8	46:59.173
9	1	2:39.510	44.760	<b>1:13.688</b>	41.062	158.1	24:14.611	15	1	5:48.676 B	1:05.029	1:32.276	3:11.371	72.3	52:47.849
10	1	2:40.334	44.444	1:14.539	41.351	157.3	26:54.945	<b>352</b> Koopman Racing (DRDO) BMW M3 E46 SSP2 1.Han Kirchoff							
11	1	2:41.095	44.387	1:15.129	41.579	156.5	29:36.040	1	1	2:57.000	56.729	1:16.767	43.504	140.0	2:57.000
12	1	4:50.694 B	1:09.460	2:08.739	1:32.495	86.7	34:26.734	2	1	<b>2:46.266</b>	<b>47.604</b>	<b>1:15.564</b>	<b>43.098</b>	151.6	5:43.266
13	1	4:33.108	2:35.333	1:15.672	42.103	92.3	38:59.842	3	1	2:47.785	48.161	1:15.949	43.675	150.3	8:31.051
14	1	2:43.598	46.216	1:15.808	41.574	154.1	41:43.440	4	1	2:47.707	48.246	1:16.020	43.441	150.3	11:18.758
15	1	4:24.104	1:37.667	2:04.654	41.783	95.5	46:07.544	5	1	2:49.321	48.544	1:16.481	44.296	148.9	14:08.079
16	1	2:40.155	44.310	1:14.648	41.197	157.4	48:47.699	6	1	2:49.236	48.325	1:16.643	44.268	149.0	16:57.315
17	1	2:40.771	44.360	1:15.297	41.114	156.8	51:28.470	7	1	2:50.415	49.135	1:17.558	43.722	148.0	19:47.730
18	1	2:40.206	44.345	1:14.513	41.348	157.4	54:08.676	8	1	2:49.559	48.568	1:16.948	44.043	148.7	22:37.289
19	1	2:41.701	44.400	1:15.118	42.183	155.9	56:50.377	9	1	2:49.727	48.380	1:16.975	44.372	148.6	25:27.016
20	1	2:40.942	44.334	1:15.199	41.409	156.7	59:31.319	10	1	2:50.459	48.639	1:17.872	43.948	147.9	28:17.475
21	1	2:40.966	44.280	1:14.999	41.687	156.6	1:02:12.285	11	1	3:47.951 B	48.667	1:26.775	1:32.509	110.6	32:05.426
22	1	2:42.816	44.614	1:15.572	42.630	154.9	1:04:55.101	12	1	5:03.605	2:52.410	1:27.204	43.991	83.0	37:09.031
<b>328</b> Koopman Racing BMW M4 SSP2 1.Jos Harper															
1	1	2:59.872	56.493	1:19.826	43.553	137.7	2:59.872	13	1	2:50.068	48.950	1:17.233	43.885	148.3	39:59.099
2	1	2:48.875	46.714	1:18.551	43.610	149.3	5:48.747	14	1	3:47.169	49.515	1:31.190	1:26.464	111.0	43:46.268
3	1	2:47.431	46.211	1:17.984	43.236	150.6	8:36.178	15	1	3:41.907	1:37.668	1:19.993	44.246	113.6	47:28.175
4	1	2:47.146	46.303	1:18.097	42.746	150.9	11:23.324	16	1	2:51.765	48.255	1:18.583	44.927	146.8	50:19.940
5	1	<b>2:46.013</b>	<b>45.712</b>	1:17.233	43.068	151.9	14:09.337	17	1	2:49.680	48.350	1:17.133	44.197	148.6	53:09.620
6	1	2:46.912	46.579	<b>1:16.942</b>	43.391	151.1	16:56.249	18	1	2:51.520	48.392	1:17.020	46.108	147.0	56:01.140
7	1	2:47.674	45.800	1:19.424	<b>42.450</b>	150.4	19:43.923	19	1	2:49.380	48.617	1:16.906	43.857	148.9	58:50.520
8	1	2:47.024	46.372	1:17.697	42.955	151.0	22:30.947	20	1	2:50.859	48.733	1:17.727	44.399	147.6	1:01:41.379
9	1	2:49.471	46.848	1:19.561	43.062	148.8	25:20.418	21	1	2:51.061	48.856	1:17.413	44.792	147.4	1:04:32.440
10	1	2:49.149	46.378	1:18.886	43.885	149.1	28:09.567	<b>353</b> Koopman Racing (DRDO) BMW M3 E46 SSP2 1.Han Wannet							
11	1	3:44.709 B	46.411	1:23.836	1:34.462	112.2	31:54.276	1	1	3:02.240	57.709	1:20.096	<b>44.435</b>	135.9	3:02.240
12	1	5:05.429	2:49.365	1:32.300	43.764	82.6	36:59.705	2	1	3:18.671	48.688	1:41.888	48.095	126.9	6:20.911
13	1	2:47.559	47.223	1:17.661	42.675	150.5	39:47.264	3	1	3:00.509	50.951	1:23.383	46.175	139.7	9:21.420
14	1	3:38.354	46.426	1:21.343	1:30.585	115.5	43:25.618	4	1	3:03.657	52.340	1:25.225	46.092	137.3	12:25.077
15	1	3:49.559	1:44.118	1:22.280	43.161	109.8	47:15.177	5	1	2:55.624	49.771	1:20.395	45.458	143.6	15:20.701
16	1	2:52.272	47.161	1:20.009	45.102	146.4	50:07.449	6	1	2:57.160	51.082	1:20.924	45.154	142.3	18:17.861
17	1	2:47.800	46.534	1:18.394	42.872	150.3	52:55.249	7	1	2:58.414	50.495	1:22.083	45.836	141.3	21:16.275
18	1	2:51.220	47.300	1:20.479	43.441	147.3	55:46.469	8	1	2:56.516	49.733	1:20.962	45.821	142.8	24:12.791
19	1	2:48.037	46.620	1:18.565	42.852	150.1	58:34.506	9	1	2:59.062	52.193	1:21.557	45.312	140.8	27:11.853
20	1	2:47.211	45.843	1:18.319	43.049	150.8	1:01:21.717	10	1	2:58.089	49.614	1:20.508	47.967	141.6	30:09.942
21	1	2:48.319	46.613	1:18.304	43.402	149.8	1:04:10.036	11	1	5:29.188 B	1:45.254	2:09.825	1:34.109	76.6	35:39.130
<b>339</b> Verhulst Invest Motorsport Honda Civic TCR SSP2 1.Tony Verhulst															
1	1	2:50.799	52.190	1:16.564	42.045	145.1	2:50.799	12	1	4:30.553	2:22.509	1:21.538	46.506	93.2	40:09.683
2	1	2:39.753	45.311	1:13.426	41.016	157.8	5:30.552	13	1	3:56.762	49.403	1:38.717	1:28.642	106.5	44:06.445
3	1	<b>2:39.610</b>	45.931	<b>1:12.749</b>	<b>40.930</b>	158.0	8:10.162	14	1	3:31.729	1:26.098	1:20.623	45.008	119.1	47:38.174
4	1	2:41.932	45.650	1:14.825	41.457	155.7	10:52.094	15	1	2:55.355	49.101	<b>1:19.659</b>	46.595	143.8	50:33.529
5	1	2:41.532	45.197	1:13.519	42.816	156.1	13:33.626	16	1	2:55.726	49.935	1:19.761	46.030	143.5	53:29.255
6	1	2:39.677	<b>45.127</b>	1:12.971	41.579	157.9	16:13.303	17	1	2:53.800	48.929	1:20.306	44.565	145.1	56:23.055
7	1	2:40.298	45.272	1:13.249	41.777	157.3	18:53.601	18	1	2:54.870	<b>48.549</b>	1:21.023	45.298	144.2	59:17.925
8	1	2:40.498	45.789	1:13.381	41.328	157.1	21:34.099	19	1	<b>2:53.012</b>	48.645	1:19.691	44.676	145.7	1:02:10.937
9	1	2:41.600	46.369	1:13.517	41.714	156.0	24:15.699	20	1	2:56.299	48.873	1:21.626	45.800	143.0	1:05:07.236
10	1	2:41.368	45.344	1:14.030	41.994	156.3	26:57.067	<b>357</b> Certainty Racing (DRDO) BMW M3 E46 SSP2 1.Dennis van der Linden							
11	1	2:41.322	45.445	1:13.406	42.471	156.3	29:38.389	1	1	2:57.895	55.690	1:18.160	44.045	139.3	2:57.895
12	1	6:22.251 B	1:09.868	2:09.100	3:03.283	66.0	36:00.640								
13	1	4:41.052 B	59.147	1:14.802	2:27.103	89.7	40:41.692								



# Supercar Challenge/Prototype Challenge

## SPA EURO RACE

### Race 2

## Sector Analysis

— Invalidated Lap    ■ Personal Best    ■ Session Best    ■ Crossing the pit lane

Lap	D	Time	Sector 1	Sector 2	Sector 3	Kph	Elapsed	Lap	D	Time	Sector 1	Sector 2	Sector 3	Kph	Elapsed
2	1	2:51.941	49.248	1:18.668	44.025	146.6	5:49.836								
3	1	2:52.222	49.521	1:18.207	44.494	146.4	8:42.058								
4	1	<span style="background-color: #90EE90;">2:49.286</span>	48.855	<span style="background-color: #90EE90;">1:16.408</span>	<span style="background-color: #90EE90;">44.023</span>	148.9	11:31.344								
5	1	2:49.808	48.848	1:16.702	44.258	148.5	14:21.152								
6	1	2:51.087	49.151	1:17.250	44.686	147.4	17:12.239								
7	1	2:50.465	48.820	1:16.933	44.712	147.9	20:02.704								
8	1	2:51.547	49.391	1:17.437	44.719	147.0	22:54.251								
9	1	2:50.845	49.052	1:17.555	44.238	147.6	25:45.096								
10	1	2:49.997	<span style="background-color: #90EE90;">48.617</span>	1:16.893	44.487	148.3	28:35.093								
11	1	3:56.200 <b>B</b>	48.914	1:34.923	1:32.363	106.7	32:31.293								
12	1	4:53.798	2:47.522	1:20.296	45.980	85.8	37:25.091								
13	1	2:51.025	49.269	1:17.316	44.440	147.4	40:16.116								
14	1	3:57.597	49.183	1:40.201	1:28.213	106.1	44:13.713								
15	1	3:25.036	1:21.260	1:18.930	44.846	123.0	47:38.749								
16	1	2:52.137	49.031	1:18.444	44.662	146.5	50:30.886								
17	1	2:53.959	49.322	1:19.192	45.445	144.9	53:24.845								
18	1	2:52.849	49.693	1:18.808	44.348	145.9	56:17.694								
19	1	2:51.087	48.746	1:17.748	44.593	147.4	59:08.781								
20	1	2:52.470	48.953	1:18.233	45.284	146.2	1:02:01.251								
21	1	2:51.643	48.889	1:17.917	44.837	146.9	1:04:52.894								

**369** CP Motorsport (DRDO) BMW M2  
1. Keric-Keric SSP2

1	1	2:47.963	51.466	1:15.499	40.998	147.5	2:47.963
2	1	2:39.272	44.624	<span style="background-color: #90EE90;">1:13.940</span>	<span style="background-color: #90EE90;">40.708</span>	158.3	5:27.235
3	1	<span style="background-color: #90EE90;">2:39.149</span>	44.160	1:13.976	41.013	158.4	8:06.384
4	1	2:39.895	<span style="background-color: #90EE90;">44.122</span>	1:14.687	41.086	157.7	10:46.279
5	1	2:40.316	44.478	1:14.737	41.101	157.3	13:26.595
6	1	2:40.784	44.552	1:14.681	41.551	156.8	16:07.379
7	1	2:41.475	44.861	1:14.831	41.783	156.1	18:48.854
8	1	2:42.067	45.278	1:14.814	41.975	155.6	21:30.921
9	1	2:42.828	45.074	1:15.902	41.852	154.9	24:13.749
10	1	2:44.342	45.131	1:17.120	42.091	153.4	26:58.091
11	1	2:43.032	44.981	1:15.715	42.336	154.7	29:41.123
12	1	4:52.369 <b>B</b>	1:10.786	2:06.455	1:35.128	86.2	34:33.492
13	1	4:10.603	2:12.799	1:15.479	42.325	100.6	38:44.095
14	1	2:43.264	45.131	1:15.837	42.296	154.4	41:27.359
15	1	4:29.364	1:33.468	2:07.809	48.087	93.6	45:56.723
16	1	2:42.670	45.231	1:15.692	41.747	155.0	48:39.393
17	1	2:42.937	45.448	1:15.336	42.153	154.7	51:22.330
18	1	2:43.363	45.148	1:15.045	43.170	154.3	54:05.693
19	1	2:43.454	44.900	1:15.755	42.799	154.3	56:49.147
20	1	2:44.378	45.462	1:16.596	42.320	153.4	59:33.525
21	1	2:42.555	45.072	1:15.186	42.297	155.1	1:02:16.080
22	1	2:43.360	45.076	1:15.770	42.514	154.3	1:04:59.440

**373** Koopman Racing (DRDO) BMW GTR  
1. Martijn Wijsman SSP2

1	1	3:03.870	59.616	1:19.133	45.121	134.7	3:03.870
2	1	<span style="background-color: #90EE90;">2:49.408</span>	49.494	1:15.792	<span style="background-color: #90EE90;">44.122</span>	148.8	5:53.278
3	1	2:50.065	<span style="background-color: #90EE90;">49.084</span>	<span style="background-color: #90EE90;">1:15.598</span>	45.383	148.3	8:43.343

**381** CP Motorsport (DRDO) BMW M2  
1. Steentjes-Grootscholten SSP2


1	1	3:00.448	57.107	1:19.686	43.655	137.3	3:00.448
2	1	2:50.151	47.297	1:18.599	44.255	148.2	5:50.599
3	1	2:46.265	47.058	<span style="background-color: #90EE90;">1:16.166</span>	43.041	151.7	8:36.864
4	1	2:47.233	46.231	1:18.048	42.954	150.8	11:24.097
5	1	2:45.886	46.681	1:16.311	42.894	152.0	14:09.983
6	1	2:48.188	46.972	1:17.793	43.423	149.9	16:58.171
7	1	2:47.544	48.035	1:17.168	<span style="background-color: #90EE90;">42.341</span>	150.5	19:45.715
8	1	2:45.839	46.235	1:16.911	42.693	152.0	22:31.554
9	1	2:45.916	46.730	1:16.634	42.552	152.0	25:17.470
10	1	<span style="background-color: #90EE90;">2:45.776</span>	<span style="background-color: #90EE90;">45.672</span>	1:16.568	43.536	152.1	28:03.246
11	1	3:42.163 <b>B</b>	46.002	1:18.964	1:37.197	113.5	31:45.409
12	1	6:03.332	3:56.132	1:22.420	44.780	69.4	37:48.741
13	1	2:55.396	48.989	1:20.950	45.457	143.8	40:44.137
14	1	4:20.723	50.083	2:00.167	1:30.473	96.7	45:04.860
15	1	3:05.426	56.352	1:21.607	47.467	136.0	48:10.286
16	1	2:55.383	48.800	1:21.543	45.040	143.8	51:05.669
17	1	2:52.443	48.760	1:19.648	44.035	146.2	53:58.112
18	1	2:52.182	47.668	1:19.098	45.416	146.4	56:50.294
19	1	2:52.750	47.624	1:20.938	44.188	146.0	59:43.044
20	1	2:50.164	47.061	1:19.093	44.010	148.2	1:02:33.208
21	1	2:49.132	46.544	1:18.755	43.833	149.1	1:05:22.340

**401** Spirit Racing Team Renault Clio Evo  
1. Rob Nieman Sport 1

1	1	3:04.285	58.914	1:19.570	45.801	134.4	3:04.285
2	1	2:53.196	50.382	1:18.335	44.479	145.6	5:57.481
3	1	2:49.041	48.889	1:16.270	<span style="background-color: #90EE90;">43.882</span>	149.2	8:46.522
4	1	2:49.612	49.346	1:15.999	44.267	148.7	11:36.134
5	1	2:50.096	49.021	1:16.232	44.843	148.2	14:26.230
6	1	2:49.843	48.859	1:16.760	44.224	148.5	17:16.073
7	1	2:48.893	48.610	1:16.065	44.218	149.3	20:04.966
8	1	2:50.530	49.083	1:16.057	45.390	147.9	22:55.496
9	1	2:50.534	49.308	1:16.796	44.430	147.9	25:46.030
10	1	2:51.177	49.407	1:17.610	44.160	147.3	28:37.207
11	1	3:59.270 <b>B</b>	49.242	1:37.207	1:32.821	105.4	32:36.477
12	1	4:52.595	2:48.229	1:19.046	45.320	86.2	37:29.072
13	1	2:50.974	49.301	1:16.979	44.694	147.5	40:20.046
14	1	4:06.908	49.701	1:48.738	1:28.469	102.1	44:26.954
15	1	3:15.761	1:14.424	1:16.918	44.419	128.8	47:42.715
16	1	2:49.963	48.743	1:15.813	45.407	148.4	50:32.678
17	1	2:52.488	48.595	1:18.354	45.539	146.2	53:25.166
18	1	2:49.093	48.818	1:15.686	44.589	149.1	56:14.259
19	1	2:48.595	48.825	1:15.692	44.078	149.6	59:02.854
20	1	<span style="background-color: #90EE90;">2:48.095</span>	<span style="background-color: #90EE90;">48.525</span>	<span style="background-color: #90EE90;">1:15.467</span>	44.103	150.0	1:01:50.949
21	1	2:49.318	48.816	1:16.472	44.030	148.9	1:04:40.267

**402** Spirit Racing Team Renault Clio Evo  
1. Wouter Manderveld Sport 1

1	1	3:04.215	59.606	1:19.489	45.120	134.5	3:04.215
2	1	2:55.134	50.966	1:18.724	45.444	144.0	5:59.349



# Supercar Challenge/Prototype Challenge

## SPA EURO RACE

### Race 2

## Sector Analysis

— Invalidated Lap    ■ Personal Best    ■ Session Best    B Crossing the pit lane


Lap	D	Time	Sector 1	Sector 2	Sector 3	Kph	Elapsed	Lap	D	Time	Sector 1	Sector 2	Sector 3	Kph	Elapsed
3	1	2:50.048	49.144	1:16.909	43.995	148.3	8:49.397	11	1	4:01.920	52.692	1:37.276	1:31.952	104.2	32:33.988
4	1	2:51.539	49.408	1:18.027	44.104	147.0	11:40.936	12	1	5:11.869	3:08.627	1:18.785	44.457	80.8	37:45.857
5	1	2:51.549	49.565	1:17.611	44.373	147.0	14:32.485	13	1	2:48.958	48.861	1:15.793	44.304	149.2	40:34.815
6	1	2:50.792	49.493	1:17.049	44.250	147.6	17:23.277	14	1	4:14.261	48.222	1:58.423	1:27.616	99.2	44:49.076
7	1	2:51.136	49.630	1:17.413	44.093	147.3	20:14.413	15	1	2:59.498	59.813	1:15.512	44.173	140.5	47:48.574
8	1	2:51.795	49.600	1:17.642	44.553	146.8	23:06.208	16	1	2:50.982	49.005	1:17.418	44.559	147.5	50:39.556
9	1	2:52.004	49.955	1:17.573	44.476	146.6	25:58.212	17	1	2:48.515	48.182	1:15.781	44.552	149.6	53:28.071
10	1	2:52.233	49.844	1:17.760	44.629	146.4	28:50.445	18	1	2:47.897	47.840	1:16.347	43.710	150.2	56:15.968
11	1	4:17.625	50.296	1:53.808	1:33.521	97.9	33:08.070	19	1	2:47.661	48.474	1:15.266		150.4	59:03.629
12	1	4:33.188	2:30.718	1:18.023	44.447	92.3	37:41.258	20	1	2:51.527	48.054	1:17.246	46.227	147.0	1:01:55.156
13	1	2:51.524	49.691	1:17.625	44.208	147.0	40:32.782	21	1	2:59.678	55.406	1:18.091	46.181	140.3	1:04:54.834
14	1	4:15.907	49.773	1:58.550	1:27.584	98.5	44:48.689								
15	1	3:03.383	1:00.985	1:18.127	44.271	137.5	47:52.072								
16	1	2:52.921	50.139	1:18.470	44.312	145.8	50:44.993								
17	1	2:52.320	49.682	1:18.028	44.610	146.3	53:37.313								
18	1	2:51.274	49.402	1:17.464	44.408	147.2	56:28.587								
19	1	2:51.643	49.806	1:17.732	44.105	146.9	59:20.230								
20	1	2:51.647	49.351	1:17.503	44.793	146.9	1:02:11.877								
21	1	2:52.520	49.585	1:18.739	44.196	146.2	1:05:04.397								

432		Koopman Racing		BMW M2 40			
		1. Drummen-Drummen		Sport 1			
1	1	3:04.987	1:00.177	1:19.575	45.235	133.9	3:04.987
2	1	2:54.033	50.029	1:18.867	45.137	144.9	5:59.020
3	1	2:48.750	48.286	1:16.729	43.735	149.4	8:47.770
4	1	2:49.270	48.524	1:16.804	43.942	149.0	11:37.040
5	1	2:49.728	48.837	1:16.605	44.286	148.6	14:26.768
6	1	2:50.212	49.352	1:17.168	43.692	148.1	17:16.980
7	1	2:50.462	48.363	1:18.201	43.898	147.9	20:07.442
8	1	2:51.098	48.727	1:18.375	43.996	147.4	22:58.540
9	1	2:51.995	48.974	1:17.985	45.036	146.6	25:50.535
10	1	2:49.929	48.251	1:17.734	43.944	148.4	28:40.464
11	1	4:10.214	2:43.679	1:49.026	1:32.941	100.8	32:50.678
12	1	4:54.184	2:43.679	1:23.920	46.585	85.7	37:44.862
13	1	2:58.400	49.957	1:20.916	47.527	141.3	40:43.262
14	1	4:20.190	49.957	1:59.746	1:30.487	96.9	45:03.452
15	1	3:05.999	57.420	1:20.669	47.910	135.6	48:09.451
16	1	2:55.327	49.104	1:20.409	45.814	143.8	51:04.778
17	1	2:55.775	50.106	1:20.363	45.306	143.4	54:00.553
18	1	2:58.574	49.395	1:22.870	46.309	141.2	56:59.127
19	1	2:54.153	49.096	1:19.220	45.837	144.8	59:53.280
20	1	2:54.943	48.862	1:19.342	46.739	144.1	1:02:48.223

461		Zilhouette Racing		Zilhouette			
		1. Mark Jobst		Sport 1			
1	1	3:02.784	59.288	1:18.755	44.741	135.5	3:02.784
2	1	2:49.009	48.758	1:16.278	43.973	149.2	5:51.793
3	1	2:48.834	48.010	1:16.786	44.038	149.3	8:40.627
4	1	2:48.454	48.371	1:15.616	44.467	149.7	11:29.081
5	1	2:49.529	49.239	1:15.731	44.559	148.7	14:18.610
6	1	2:50.083	48.966	1:15.904	45.213	148.2	17:08.693
7	1	2:48.560	48.673	1:15.485	44.402	149.6	19:57.253
8	1	2:49.411	48.942	1:15.624	44.845	148.8	22:46.664
9	1	2:49.916	48.724	1:16.705	44.487	148.4	25:36.580
10	1	2:55.488	51.014	1:17.538	46.936	143.7	28:32.068

614		BS Racing by Baticonsult		Norma M20FC			
		1. A Berg-E.Engelen		CN			
1	1	2:33.849	46.995	1:08.128	38.726	161.0	2:33.849
2	1	2:26.717	42.901	1:05.878	37.938	171.9	5:00.566
3	1	2:25.084	42.138	1:05.017	37.929	173.8	7:25.650
4	1	2:24.161	41.973	1:04.724	37.464	174.9	9:49.811
5	1	2:24.620	41.953	1:04.924	37.743	174.3	12:14.431
6	1	2:25.454	41.868	1:05.524	38.062	173.3	14:39.885
7	1	2:28.437	42.155	1:07.619	38.663	169.9	17:08.322
8	1	2:28.083	41.692	1:07.528	38.863	170.3	19:36.405
9	1	2:27.350	43.584	1:06.105	37.661	171.1	22:03.755
10	1	2:25.098	42.700	1:04.343	38.055	173.8	24:28.853
11	1	2:34.808	41.914	1:05.978	46.916	162.9	27:03.661
12	1	5:05.208	2:14.623	1:24.795	1:25.790	82.6	32:08.869
13	1	4:14.493	1:41.842	1:53.118	39.533	99.1	36:23.362
14	1	2:26.246	42.490	1:06.171	37.585	172.4	38:49.608
15	1	2:25.363	42.141	1:04.804	38.418	173.5	41:14.971
16	1	4:25.266	1:01.773	2:11.474	1:12.019	95.1	45:40.237
17	1	2:25.531	41.765	1:05.354	38.412	173.3	48:05.768
18	1	2:29.154	41.533	1:07.674	39.947	169.0	50:34.922
19	1	2:28.989	43.166	1:07.258	38.565	169.2	53:03.911
20	1	2:27.085	41.695	1:07.282	38.108	171.4	55:30.996
21	1	2:28.818	41.738	1:07.863	39.217	169.4	57:59.814
22	1	2:27.502	42.092	1:07.060	38.350	170.9	1:00:27.316
23	1	2:25.299	41.512	1:05.698	38.089	173.5	1:02:52.615

618		Idola Motorsport Ltd		Praga R1 T			
		1. W Stowell-R.Gonzalez		CN			
1	1	2:24.762	42.777	1:05.118	36.867	171.1	2:24.762
2	1	2:22.744	41.310	1:04.514	36.920	176.6	4:47.506
3	1	2:22.725	41.161	1:04.766	36.798	176.7	7:10.231
4	1	2:23.070	41.297	1:05.060	36.713	176.2	9:33.301
5	1	2:25.301	42.379	1:05.923	36.999	173.5	11:58.602
6	1	2:25.987	41.887	1:06.454	37.646	172.7	14:24.589
7	1	2:27.361	41.326	1:07.142	38.893	171.1	16:51.950
8	1	2:24.920	41.148	1:06.497	37.275	174.0	19:16.870
9	1	2:32.693	41.286	1:05.494	45.913	165.1	21:49.563
10	1	3:58.862	2:14.276	1:07.065	37.521	105.6	25:48.425
11	1	2:25.062	41.826	1:05.604	37.632	173.8	28:13.487
12	1	3:20.503	42.232	1:08.293	1:29.978	125.8	31:33.990
13	1	4:39.840	1:47.191	2:12.725	39.924	90.1	36:13.830
14	1	2:27.232	42.445	1:07.140	37.647	171.3	38:41.062
15	1	2:24.342	41.292	1:05.636	37.414	174.7	41:05.404



# Supercar Challenge/Prototype Challenge

## SPA EURO RACE

### Race 2

## Sector Analysis

— Invalidated Lap    ■ Personal Best    ■ Session Best    B Crossing the pit lane

Lap	D	Time	Sector 1	Sector 2	Sector 3	Kph	Elapsed	Lap	D	Time	Sector 1	Sector 2	Sector 3	Kph	Elapsed
16	1	4:30.788	56.410	2:14.130	1:20.248	93.1	45:36.192	20	1	2:40.484	45.425	1:14.152	40.907	157.1	58:39.345
17	1	2:24.723	41.324	1:05.440	37.959	174.2	48:00.915	21	1	2:39.230	44.940	1:12.488	41.802	158.4	1:01:18.575
18	1	2:27.510	41.494	1:07.324	38.692	170.9	50:28.425	22	1	2:37.152	44.907	1:10.991	41.254	160.4	1:03:55.727
19	1	2:26.458	<b>40.895</b>	1:06.484	39.079	172.2	52:54.883	<b>733</b> Radical Motorsport 1.E van Dam-V. Raducanu Radical SR3 Radical							
20	1	2:25.880	41.065	1:06.870	37.945	172.8	55:20.763	1	1	2:46.750	51.174	1:14.271	41.305	148.6	2:46.750
21	1	2:24.666	41.517	1:05.502	37.647	174.3	57:45.429	2	1	2:36.941	45.674	1:10.414	40.853	160.7	5:23.691
22	1	2:24.879	41.427	1:05.950	37.502	174.0	1:00:10.308	3	1	2:36.788	45.634	1:10.418	40.736	160.8	8:00.479
23	1	2:26.321	42.448	1:06.713	37.160	172.3	1:02:36.629	4	1	2:37.017	46.033	1:10.231	40.753	160.6	10:37.496

Lap	D	Time	Sector 1	Sector 2	Sector 3	Kph	Elapsed
1	1	2:38.118	47.751	1:10.721	39.646	156.7	2:38.118
2	1	2:34.254	44.014	1:10.630	39.610	163.5	5:12.372
3	1	2:32.047	<b>43.829</b>	1:08.339	39.879	165.8	7:44.419
4	1	2:34.476	43.905	1:10.196	40.375	163.2	10:18.895
5	1	2:33.917	44.490	1:09.451	39.976	163.8	12:52.812
6	1	2:34.082	45.134	1:08.815	40.133	163.6	15:26.894
7	1	<b>2:31.769</b>	43.970	1:08.256	<b>39.543</b>	166.1	17:58.663
8	1	2:33.860	43.888	1:09.074	40.898	163.9	20:32.523
9	1	2:32.698	44.104	1:08.991	39.603	165.1	23:05.221
10	1	2:33.492	43.968	1:09.663	39.861	164.3	25:38.713
11	1	2:40.458 B	44.046	1:09.474	46.938	157.1	28:19.171
12	1	6:50.490	3:10.843	2:12.701	1:26.946	61.4	35:09.661
13	1	2:40.346	51.509	1:08.774	40.063	157.2	37:50.007
14	1	2:33.720	44.166	1:09.699	39.855	164.0	40:23.727
15	1	4:00.914	45.093	1:48.379	1:27.442	104.7	44:24.641
16	1	3:05.251	1:12.465	1:12.225	40.561	136.1	47:29.892
17	1	2:33.611	44.236	1:09.636	39.739	164.1	50:03.503
18	1	2:33.635	44.607	1:09.023	40.005	164.1	52:37.138
19	1	2:33.521	44.086	1:09.318	40.117	164.2	55:10.659
20	1	2:32.039	44.165	<b>1:08.071</b>	39.803	165.8	57:42.698
21	1	2:33.847	43.972	1:10.185	39.690	163.9	1:00:16.545
22	1	2:32.947	44.118	1:09.167	39.662	164.9	1:02:49.492


Lap	D	Time	Sector 1	Sector 2	Sector 3	Kph	Elapsed
1	1	2:44.316	49.210	1:13.821	41.285	150.8	2:44.316
2	1	2:35.296	44.909	1:09.833	40.554	162.4	5:19.612
3	1	2:37.392	<b>44.427</b>	1:12.285	40.680	160.2	7:57.004
4	1	2:42.067	44.616	1:17.849	<b>39.602</b>	155.6	10:39.071
5	1	2:36.439	45.813	1:09.414	41.212	161.2	13:15.510
6	1	2:34.985	45.478	1:09.402	40.105	162.7	15:50.495
7	1	<b>2:33.825</b>	45.316	<b>1:08.370</b>	40.139	163.9	18:24.320
8	1	2:35.466	45.179	1:09.653	40.634	162.2	20:59.786
9	1	2:37.185	45.422	1:10.009	41.754	160.4	23:36.971
10	1	2:37.837	45.105	1:09.773	42.959	159.7	26:14.808
11	1	2:45.253 B	45.273	1:11.037	48.943	152.6	29:00.061
12	1	6:41.596	3:15.049	2:09.089	1:17.458	62.8	35:41.657
13	1	2:36.289	45.744	1:09.833	40.712	161.3	38:17.946
14	1	2:36.613	45.047	1:10.397	41.169	161.0	40:54.559
15	1	4:13.570	44.955	2:01.823	1:26.792	99.4	45:08.129
16	1	2:46.083	52.258	1:11.732	42.093	151.8	47:54.212
17	1	2:41.861	46.033	1:13.140	42.688	155.8	50:36.073
18	1	2:44.068	47.009	1:15.545	41.514	153.7	53:20.141
19	1	2:38.720	45.284	1:11.002	42.434	158.9	55:58.861

Lap	D	Time	Sector 1	Sector 2	Sector 3	Kph	Elapsed
1	1	2:46.750	51.174	1:14.271	41.305	148.6	2:46.750
2	1	2:36.941	45.674	1:10.414	40.853	160.7	5:23.691
3	1	2:36.788	45.634	1:10.418	40.736	160.8	8:00.479
4	1	2:37.017	46.033	1:10.231	40.753	160.6	10:37.496
5	1	2:37.987	45.912	1:10.694	41.381	159.6	13:15.483
6	1	2:37.286	45.889	1:10.802	40.595	160.3	15:52.769
7	1	<b>2:33.292</b>	44.816	<b>1:08.415</b>	<b>40.061</b>	164.5	18:26.061
8	1	2:34.961	44.960	1:09.825	40.176	162.7	21:01.022
9	1	2:36.204	<b>44.623</b>	1:10.440	41.141	161.4	23:37.226
10	1	2:43.871 B	45.060	1:10.164	48.647	153.9	26:21.097
11	1	5:37.970	2:46.173	1:24.348	1:27.449	74.6	31:59.067
12	1	4:25.668	1:43.051	1:59.258	43.359	94.9	36:24.735
13	1	2:43.212	47.645	1:13.963	41.604	154.5	39:07.947
14	1	7:59.764	46.895	6:23.865	49.004	52.6	47:07.711
15	1	2:53.860	53.384	1:16.585	43.891	145.0	50:01.571
16	1	2:45.557	47.523	1:13.536	44.498	152.3	52:47.128
17	1	2:47.699	47.470	1:14.367	45.862	150.4	55:34.827
18	1	2:42.208	47.084	1:12.941	42.183	155.4	58:17.035
19	1	2:44.217	47.610	1:14.333	42.274	153.5	1:01:01.252
20	1	2:41.106	46.621	1:12.447	42.038	156.5	1:03:42.358

Lap	D	Time	Sector 1	Sector 2	Sector 3	Kph	Elapsed
1	1	3:07.498	1:01.837	1:19.379	46.282	132.1	3:07.498
2	1	<b>2:55.010</b>	<b>50.612</b>	1:18.736	<b>45.662</b>	144.1	6:02.508
3	1	4:21.392 B	50.906	1:19.158	2:11.328	96.5	10:23.900
4	1	3:10.796	1:04.125	1:20.184	46.487	132.2	13:34.696
5	1	2:57.683	50.933	<b>1:18.556</b>	48.194	141.9	16:32.379
6	1	2:58.132	51.253	1:19.843	47.036	141.5	19:30.511
7	1	2:57.140	52.206	1:19.037	45.897	142.3	22:27.651
8	1	2:57.512	51.054	1:19.806	46.652	142.0	25:25.163
9	1	2:57.275	51.273	1:19.861	46.141	142.2	28:22.438
10	1	5:08.791 B	51.280	1:38.428	2:39.083	81.7	33:31.229
11	1	3:59.381	1:47.201	1:24.834	47.346	105.3	37:30.610
12	1	2:58.188	51.181	1:20.598	46.409	141.5	40:28.798
13	1	4:15.780	51.232	1:58.804	1:25.744	98.6	44:44.578
14	1	3:11.392	1:04.580	1:19.791	47.021	131.7	47:55.970
15	1	2:57.654	52.329	1:19.139	46.186	141.9	50:53.624
16	1	2:55.967	50.816	1:18.631	46.520	143.3	53:49.591
17	1	3:07.012 B	51.091	1:19.776	56.145	134.8	56:56.603
18	1	4:16.028	2:09.920	1:19.609	46.499	98.5	1:01:12.631
19	1	2:57.480	51.136	1:19.864	46.480	142.1	1:04:10.111

Lap	D	Time	Sector 1	Sector 2	Sector 3	Kph	Elapsed
1	1	3:08.103	1:02.384	1:19.508	46.211	131.7	3:08.103
2	1	2:55.705	52.094	1:17.713	45.898	143.5	6:03.808





# Supercar Challenge/Prototype Challenge

## SPA EURO RACE

### Race 2

## Sector Analysis

— Invalidated Lap    ■ Personal Best    ■ Session Best    **B** Crossing the pit lane

Lap	D	Time	Sector 1	Sector 2	Sector 3	Kph	Elapsed	Lap	D	Time	Sector 1	Sector 2	Sector 3	Kph	Elapsed
3	1	<b>2:54.969</b>	51.580	1:17.601	<b>45.788</b>	144.1	8:58.777								
4	1	2:57.070	52.066	1:18.241	46.763	142.4	11:55.847								
5	1	2:58.041	52.804	1:18.885	46.352	141.6	14:53.888								
6	1	2:56.770	52.535	<b>1:17.591</b>	46.644	142.6	17:50.658								
7	1	2:56.941	52.242	1:18.335	46.364	142.5	20:47.599								
8	1	2:59.236	52.527	1:19.796	46.913	140.7	23:46.835								
9	1	2:57.391	52.704	1:18.292	46.395	142.1	26:44.226								
10	1	2:58.075	52.015	1:19.122	46.938	141.6	29:42.301								
11	1	4:50.314	1:18.727	2:05.254	1:26.333	86.9	34:32.615								
12	1	3:33.699 <b>B</b>	1:17.030	1:19.432	57.237	118.0	38:06.314								
13	1	5:20.507	2:26.492	1:25.880	1:28.135	78.7	43:26.821								
14	1	3:54.331	1:45.508	1:21.858	46.965	107.6	47:21.152								
15	1	2:59.350	52.017	1:19.544	47.789	140.6	50:20.502								
16	1	2:57.779	<b>51.557</b>	1:19.455	46.767	141.8	53:18.281								
17	1	2:57.390	52.039	1:18.068	47.283	142.1	56:15.671								
18	1	2:55.428	51.671	1:17.603	46.154	143.7	59:11.099								
19	1	2:55.944	51.585	1:18.273	46.086	143.3	1:02:07.043								
20	1	2:56.290	51.715	1:18.737	45.838	143.0	1:05:03.333								