



# Supercar Challenge/GT&Prototype Challen


## SPA EURO RACE

### Free Practice 1

### Sector Analysis

— Invalidated Lap    ■ Personal Best    ■ Session Best    B Crossing the pit lane

Lap D	Time	Sector 1	Sector 2	Sector 3	Kph	Elapsed	Lap D	Time	Sector 1	Sector 2	Sector 3	Kph	Elapsed
<b>103</b> Koopman Racing BMW Z4 GT3 1.Hein Koopman GT							<b>111</b> JR Motorsport BMW M6 GT3 1. Tubben-Weering GT						
1	6:01.465 B	3:30.498	1:26.522	1:04.445	68.5	6:01.465	1	4:13.973	2:10.305	1:19.976	43.692	97.5	4:13.973
2	5:15.531	2:50.442	1:15.937	1:09.152	79.9	11:16.996	2	2:45.721	45.023	1:18.136	42.562	152.1	6:59.694
3	4:58.210	1:45.453	2:17.612	55.145	84.6	16:15.206	3	2:26.758	41.718	1:07.176	37.864	171.8	9:26.452
4	2:39.889	44.047	1:13.621	42.221	157.7	18:55.095	4	4:18.866 B	41.082	2:04.091	1:33.693	97.4	13:45.318
5	2:40.379	44.814	1:13.745	41.820	157.2	21:35.474	5	1 4:31.693	2:41.343	1:12.799	37.551	92.8	18:17.011
6	1 2:37.901	42.994	1:14.645	40.262	159.7	24:13.375	6	1 2:23.784	40.527	1:06.278	36.979	175.4	20:40.795
7	1 2:33.476	42.858	1:10.966	39.652	164.3	26:46.851	7	1 2:24.632	40.299	1:06.632	37.701	174.3	23:05.427
8	1 2:33.213	42.493	1:10.605	40.115	164.6	29:20.064	8	1 2:37.693 B	41.210	1:07.763	48.720	159.9	25:43.120
9	1 2:33.815	42.165	1:10.670	40.980	163.9	31:53.879	9	1 3:27.770	1:44.385	1:06.196	37.189	121.4	29:10.890
10	1 2:25.599	40.348	1:07.662	37.589	173.2	31:36.489	10	1 2:25.599	40.348	1:07.662	37.589	173.2	31:36.489
<b>105</b> Koopman Racing BMW M6 GT3 1. Jansen-Poland GT							<b>128</b> Speedlover Porsche 992 1. Pierre-Etienne Bordet GT						
1	4:10.316	1:59.773	1:24.189	46.354	99.0	4:10.316	1	5:02.440	2:53.733	1:23.247	45.460	81.9	5:02.440
2	2:40.606	44.831	1:15.873	39.902	157.0	6:50.922	2	2:42.059	45.411	1:15.464	41.184	155.6	7:44.499
3	2:34.663	42.911	1:10.737	41.015	163.0	9:25.585	3	1 2:44.307	44.008	1:14.491	45.808	153.5	10:28.806
4	1 4:21.504 B	41.761	2:05.141	1:34.602	96.4	13:47.089	4	1 5:20.354	1:46.094	2:09.356	1:24.904	78.7	15:49.160
5	1 4:33.211	2:37.483	1:16.637	39.091	92.3	18:20.300	5	1 2:40.843	45.070	1:14.729	41.044	156.8	18:30.003
6	1 2:27.459	41.876	1:07.921	37.662	171.0	20:47.759	6	1 2:36.429	44.389	1:12.044	39.996	161.2	21:06.432
7	1 2:27.170	42.881	1:07.148	37.141	171.3	23:14.929	7	1 2:33.544	43.000	1:11.193	39.351	164.2	23:39.976
8	1 2:26.130	40.548	1:07.668	37.914	172.5	25:41.059	8	1 2:33.891	43.068	1:11.081	39.742	163.8	26:13.867
9	1 2:24.359	40.469	1:06.602	37.288	174.7	28:05.418	9	1 2:35.239	42.800	1:12.536	39.903	162.4	28:49.106
10	1 2:24.984	40.519	1:07.080	37.385	173.9	30:30.402	10	1 2:33.320	43.379	1:10.158	39.783	164.5	31:22.426
<b>107</b> Koopman Racing BMW M6 GT3 1. Daan Meijer GT							<b>149</b> Koopman Racing BMW M6 GT3 1. Cees Wijsman GT						
1	4:13.592	2:10.085	1:18.804	44.703	97.7	4:13.592	1	4:11.547	1:56.877	1:26.658	48.012	98.5	4:11.547
2	2:44.529	44.729	1:18.200	41.600	153.3	6:58.121	2	2:52.790	46.461	1:21.213	45.116	145.9	7:04.337
3	2:33.842	43.955	1:10.871	39.016	163.9	9:31.963	3	2:44.410	44.723	1:16.764	42.923	153.4	9:48.747
4	1 4:14.872	43.935	2:02.373	1:28.564	98.9	13:46.835	4	1 4:51.510	1:08.674	2:10.427	1:32.409	86.5	14:40.257
5	1 3:41.509	1:48.421	1:12.465	40.623	113.8	17:28.344	5	1 3:12.973	1:15.195	1:15.822	41.956	130.7	17:53.230
6	1 2:31.551	42.685	1:09.945	38.921	166.4	19:59.895	6	1 2:38.404	43.620	1:13.636	41.148	159.2	20:31.634
7	1 2:33.776	44.689	1:10.135	38.952	164.0	22:33.671	7	1 2:37.373	42.727	1:13.631	41.015	160.2	23:09.007
8	1 2:30.436	42.397	1:09.239	38.800	167.6	25:04.107	8	1 2:38.368	43.248	1:14.580	40.540	159.2	25:47.375
9	1 2:41.028 B	41.429	1:09.528	50.071	156.6	27:45.135	9	1 2:38.075	44.215	1:12.941	40.919	159.5	28:25.450
10	1 3:19.591	1:30.843	1:10.006	38.742	126.3	31:04.726	10	1 2:50.160 B	42.916	1:13.654	53.590	148.2	31:15.610
<b>108</b> JR Motorsport BMW M6 GT3 1. Ted van Vliet GT							<b>177</b> BODA Racing Bentley Continental GT3 1. Bob Herber GT						
1	3:55.056	1:46.804	1:24.688	43.564	105.4	3:55.056	1	4:15.201	2:12.870	1:18.470	43.861	97.1	4:15.201
2	2:46.053	46.465	1:16.522	43.066	151.8	6:41.109	2	2:45.135	44.097	1:19.096	41.942	152.7	7:00.336
3	2:39.974	44.855	1:14.062	41.057	157.6	9:21.083	3	1 2:29.271	41.357	1:09.277	38.637	168.9	9:29.607
4	1 4:10.595 B	44.023	1:46.449	1:40.123	100.6	13:31.678	4	1 4:14.097	41.521	2:02.692	1:29.884	99.2	13:43.704
5	1 4:51.212	2:52.372	1:18.263	40.577	86.6	18:22.890	5	1 3:38.101	1:49.111	1:10.394	38.596	115.6	17:21.805
6	1 2:38.395	44.372	1:13.144	40.879	159.2	21:01.285	6	1 2:26.654	40.760	1:07.271	38.623	171.9	19:48.459
7	1 2:35.213	43.543	1:11.104	40.566	162.4	23:36.498	7	1 2:35.130 B	40.826	1:08.683	45.621	162.5	22:23.589
8	1 2:34.642	43.041	1:11.814	39.787	163.0	26:11.140	8	1 4:04.840	2:17.709	1:08.164	38.967	103.0	26:28.429
9	1 2:37.704	43.779	1:13.781	40.144	159.9	28:48.844	9	1 2:30.581	40.204	1:09.818	40.559	167.4	28:59.010
10	1 2:34.278	44.111	1:11.011	39.156	163.4	31:23.122	10	1 2:27.631	41.768	1:07.914	37.949	170.8	31:26.641



# Supercar Challenge/GT&Prototype Challen

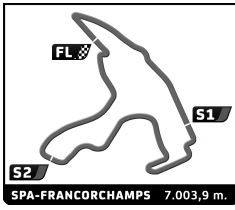
## SPA EURO RACE

### Free Practice 1

### Sector Analysis

— Invalidated Lap    ■ Personal Best    ■ Session Best    ■ Crossing the pit lane

Lap D	Time	Sector 1	Sector 2	Sector 3	Kph	Elapsed	Lap D	Time	Sector 1	Sector 2	Sector 3	Kph	Elapsed		
<b>198</b> Koopman Racing BMW M6 GT3 GT 1. van Loon-Jansen							<b>244</b> Certainty Racing Audi RS3 TCR LMS Supersport 1 1. Schulte-Meijer								
1	1	4:52.916	2:42.116	1:26.212	44.588	84.6	4:52.916	4:27.432	2:14.160	1:26.097	47.175	92.6	4:27.432		
2	1	2:43.128	44.921	1:14.493	43.714	154.6	7:36.044	2	1	2:53.703	48.207	1:20.530	44.966	145.2	7:21.135
3	1	2:42.368	<b>44.355</b>	1:14.609	43.404	155.3	10:18.412	3	1	2:50.242	46.962	1:20.335	42.945	148.1	10:11.377
4	1	5:30.080	B 1:38.676	2:12.568	1:38.836	76.4	15:48.492	4	1	5:20.796	1:35.379	2:14.999	1:30.418	78.6	15:32.173
5	1	3:00.472	1:00.837	1:16.339	43.296	139.7	18:48.964	5	1	2:59.961	52.589	1:23.093	44.279	140.1	18:32.134
6	1	2:42.299	44.514	1:15.670	42.115	155.4	21:31.263	6	1	2:55.830	B 46.091	1:16.381	53.358	143.4	21:27.964
7	1	2:45.652	46.666	1:17.345	41.641	152.2	24:16.915	7	1	4:29.314	2:33.931	1:13.666	41.717	93.6	25:57.278
8	1	<b>2:39.434</b>	44.497	<b>1:13.535</b>	<b>41.402</b>	158.1	26:56.349	8	1	2:38.332	45.250	1:11.475	41.607	159.2	28:35.610
9	1	2:40.725	45.253	1:13.774	41.698	156.9	29:37.074	9	1	<b>2:35.741</b>	<b>44.625</b>	<b>1:11.102</b>	<b>40.014</b>	161.9	31:11.351
10	1	2:51.019	B 44.814	1:14.653	51.552	147.4	32:28.093								
<b>201</b> Febo Racing Team Hyundai i30N TCR Supersport 1 1. de Borst-de Borst							<b>264</b> DK-Racing powered by FMA VW Golf TCR Supersport 1 1. Jonas de Kimpe								
1	1	3:58.758	1:48.826	1:25.074	44.858	103.8	3:58.758	1	1	4:26.392	B 1:48.625	1:31.209	1:06.558	93.0	4:26.392
2	1	3:02.892	46.774	1:26.838	49.280	137.9	7:01.650	2	1	4:08.934	1:57.903	1:27.111	43.920	101.3	8:35.326
3	1	2:36.838	44.619	1:11.099	41.120	160.8	9:38.488	3	1	4:15.490	B 49.001	1:48.447	1:38.042	98.7	12:50.816
4	1	4:21.800	B 44.456	1:59.772	1:37.572	96.3	14:00.288	4	1	5:09.482	2:53.865	1:25.924	49.693	81.5	18:00.298
5	1	3:43.627	1:51.038	1:11.346	41.243	112.8	17:43.915	5	1	2:46.311	47.642	1:17.263	41.406	151.6	20:46.609
6	1	<b>2:34.691</b>	<b>44.145</b>	<b>1:10.044</b>	<b>40.502</b>	163.0	20:18.606	6	1	2:37.047	44.559	1:11.743	40.745	160.6	23:23.656
7	1	2:36.274	44.315	1:11.177	40.782	161.3	22:54.880	7	1	2:36.017	44.171	1:11.527	40.319	161.6	25:59.673
8	1	2:47.289	B 44.434	1:10.101	52.754	150.7	25:42.169	8	1	2:34.603	44.226	1:10.508	<b>39.869</b>	163.1	28:34.276
9	1	4:33.416	2:40.423	1:11.824	41.169	92.2	30:15.585	9	1	<b>2:34.532</b>	<b>44.073</b>	<b>1:10.125</b>	40.334	163.2	31:08.808
<b>222</b> Bas Koeten Racing Audi TCR Supersport 1 1. Laurens de Wit							<b>301</b> Traxx Racing Renault Alpine Supersport 2 1. Voet-van den Broeck								
1	1	3:49.823	B 1:20.213	1:26.813	1:02.797	107.8	3:49.823	1	1	5:04.126	2:41.972	1:33.209	48.945	81.5	5:04.126
2	1	4:37.774	2:38.484	1:17.807	41.483	90.8	8:27.597	2	1	2:56.502	49.002	1:22.610	44.890	142.9	8:00.628
3	1	3:27.206	44.295	1:17.228	1:25.683	121.7	11:54.803	3	1	3:19.151	47.115	1:19.705	1:12.331	126.6	11:19.779
4	1	4:30.501	1:44.060	2:05.357	41.084	93.2	16:25.304	4	1	4:58.638	1:45.425	2:16.404	56.809	84.4	16:18.417
5	1	2:36.284	44.166	1:11.811	40.307	161.3	19:01.588	5	1	2:48.440	46.137	1:18.849	43.454	149.7	19:06.857
6	1	2:48.838	B 43.926	1:13.934	50.978	149.3	21:50.426	6	1	<b>2:46.157</b>	45.723	1:17.541	42.893	151.7	21:53.014
7	1	4:38.837	2:46.383	1:11.490	40.964	90.4	26:29.263	7	1	2:48.242	<b>45.650</b>	1:17.266	45.326	149.9	24:41.256
8	1	<b>2:34.895</b>	43.870	<b>1:10.958</b>	<b>40.067</b>	162.8	29:04.158	8	1	2:46.531	46.436	1:17.367	<b>42.728</b>	151.4	27:27.787
9	1	2:36.440	<b>43.868</b>	1:12.438	40.134	161.2	31:40.598	9	1	2:46.196	46.240	<b>1:16.810</b>	43.146	151.7	30:13.983
<b>233</b> JR Motorsport BMW E46 M3 GTR Supersport 1 1. Remco de Beus							<b>305</b> Bas Koeten Racing Porsche Cayman Supersport 2 1. Bas Barenbrug								
1	1	4:37.885	2:25.074	1:25.618	47.193	89.2	4:37.885	1	1	4:30.375	2:17.658	1:26.617	46.100	91.6	4:30.375
2	1	2:51.304	49.477	1:18.289	43.538	147.2	7:29.189	2	1	2:52.270	48.285	1:18.902	45.083	146.4	7:22.645
3	1	2:47.971	47.801	1:16.076	44.094	150.1	10:17.160	3	1	2:50.978	47.423	1:20.219	43.336	147.5	10:13.623
4	1	5:29.849	B 1:37.139	2:12.940	1:39.770	76.4	15:47.009	4	1	5:20.325	1:36.285	2:15.480	1:28.560	78.7	15:33.948
5	1	3:03.885	1:01.181	1:16.928	45.776	137.1	18:50.894	5	1	2:59.177	53.159	1:21.522	44.496	140.7	18:33.125
6	1	2:49.250	48.470	1:17.316	43.464	149.0	21:40.144	6	1	2:46.566	46.739	1:16.310	43.517	151.4	21:19.691
7	1	2:45.451	46.391	1:16.262	42.798	152.4	24:25.595	7	1	2:45.871	47.094	1:15.907	42.870	152.0	24:05.562
8	1	2:43.191	46.612	1:14.688	41.891	154.5	27:08.786	8	1	2:46.053	46.409	1:16.906	<b>42.738</b>	151.8	26:51.615
9	1	<b>2:42.340</b>	46.289	<b>1:14.283</b>	<b>41.768</b>	155.3	29:51.126	9	1	<b>2:45.066</b>	<b>46.242</b>	<b>1:15.877</b>	42.947	152.8	29:36.681
10	1	2:43.385	<b>46.270</b>	1:14.517	42.598	154.3	32:34.511	10	1	2:54.489	B 47.150	1:16.274	51.065	144.5	32:31.170



# Supercar Challenge/GT&Prototype Challen


## SPA EURO RACE

### Free Practice 1

### Sector Analysis

— Invalidated Lap    ■ Personal Best    ■ Session Best    ■ Crossing the pit lane

Lap D	Time	Sector 1	Sector 2	Sector 3	Kph	Elapsed	Lap D	Time	Sector 1	Sector 2	Sector 3	Kph	Elapsed		
<b>307</b>	<b>Emergo Racing pb FMA</b> 1. Speelman-van der Grift						VW Golf GTI TCR Int. Supersport 2	2	1	2:54.086	48.837	1:19.877	45.372	144.8	6:41.193
	3	1	2:45.360	46.337	1:15.702	43.321	152.5	9:26.553							
	4	1	4:19.289	45.714	2:03.229	1:30.346	97.2	13:45.842							
	5	1	3:48.130	1:48.543	1:17.395	42.192	110.5	17:33.972							
	6	1	2:42.776	45.203	1:14.363	43.210	154.9	20:16.748							
	7	1	2:42.466	45.915	1:14.589	41.962	155.2	22:59.214							
	8	1	2:41.385	45.330	1:14.580	41.475	156.2	25:40.599							
	9	1	2:48.455	51.631	1:14.953	41.871	149.7	28:29.054							
	10	1	2:40.753	45.272	1:13.684	41.797	156.9	31:09.807							
	<b>309</b>	<b>Dams Racing</b> 1. Andy Dam						BMW M4 GT4 Supersport 2	1	1	4:01.900	1:41.537	1:32.031	48.332	102.4
2		1	3:10.186	48.790	1:24.124	57.272	132.6	7:12.086							
3		1	6:06.929	2:38.074	1:55.771	1:33.084	68.7	13:19.015							
4		1	3:56.327	1:46.905	1:27.364	42.058	106.7	17:15.342							
5		1	2:42.634	45.414	1:15.658	41.562	155.0	19:57.976							
6		1	2:54.540	45.400	1:19.285	49.855	144.5	22:52.516							
7		1	3:22.702	1:25.116	1:15.627	41.959	124.4	26:15.218							
8		1	2:43.152	46.256	1:14.560	42.336	154.5	28:58.370							
9		1	2:41.425	45.732	1:14.360	41.333	156.2	31:39.795							
<b>323</b>		<b>Koopman Racing</b> 1. Maik Broersen						BMW M4 Supersport 2	1	1	4:10.204	1:50.121	1:31.610	48.473	99.0
	2	1	2:57.539	47.639	1:24.305	45.595	142.0	7:07.743							
	3	1	2:47.841	46.318	1:18.551	42.972	150.2	9:55.584							
	4	1	5:00.474	1:13.783	2:10.565	1:36.126	83.9	14:56.058							
	5	1	4:00.881	1:57.222	1:19.219	44.440	104.7	18:56.939							
	6	1	2:48.564	45.809	1:18.703	44.052	149.6	21:45.503							
	7	1	2:50.759	46.248	1:18.915	45.596	147.7	24:36.262							
	8	1	2:44.956	45.490	1:16.600	42.866	152.9	27:21.218							
	9	1	2:41.127	44.610	1:15.174	41.343	156.5	30:02.345							
	<b>328</b>	<b>Koopman Racing</b> 1. Jos Harper						BMW M4 Supersport 2	1	1	4:20.233	1:58.455	1:32.358	49.420	95.2
2		1	2:57.732	49.939	1:22.059	45.734	141.9	7:17.965							
3		1	3:01.025	49.663	1:24.505	46.857	139.3	10:18.990							
4		1	5:25.640	1:40.434	2:12.015	1:33.191	77.4	15:44.630							
5		1	2:58.397	49.237	1:23.023	46.137	141.3	18:43.027							
6		1	2:57.339	48.232	1:23.601	45.506	142.2	21:40.366							
7		1	3:13.997	48.418	1:25.798	59.781	130.0	24:54.363							
8		1	4:08.339	1:56.529	1:24.685	47.125	101.5	29:02.702							
9		1	2:55.069	48.889	1:20.905	45.275	144.0	31:57.771							
<b>352</b>		<b>Koopman Racing (DRDO)</b> 1. Han Kirchoff						BMW M3 E46 Supersport 2	1	1	4:13.695	1:52.835	1:29.899	50.961	97.7
	2	1	3:02.329	53.600	1:22.179	46.550	138.3	7:16.024							
	3	1	3:04.765	51.600	1:25.187	47.978	136.5	10:20.789							
	4	1	5:24.956	1:40.907	2:10.685	1:33.364	77.6	15:45.745							
	5	1	2:59.296	52.474	1:20.697	46.125	140.6	18:45.041							
	6	1	2:59.971	51.038	1:20.365	48.568	140.1	21:45.012							
	7	1	3:00.662	53.416	1:19.938	47.308	139.6	24:45.674							
	8	1	3:01.324	51.864	1:22.989	46.471	139.1	27:46.998							
	9	1	2:56.633	51.598	1:19.415	45.620	142.7	30:43.631							
	<b>353</b>	<b>Koopman Racing (DRDO)</b> 1. Han Wannet						BMW M3 E46 Supersport 2	1	1	4:42.582	2:22.065	1:29.343	51.174	87.7
2		1	2:58.802	51.012	1:22.456	45.334	141.0	7:41.384							
3		1	3:00.938	49.632	1:20.345	50.961	139.4	10:42.322							
4		1	5:17.102	1:44.040	2:15.251	1:17.811	79.5	15:59.424							
5		1	2:55.527	50.066	1:19.980	45.481	143.6	18:54.951							
6		1	2:53.961	49.651	1:19.495	44.815	144.9	21:48.912							
7		1	2:53.953	49.032	1:19.072	45.849	144.9	24:42.865							
8		1	2:55.319	49.483	1:20.564	45.272	143.8	27:38.184							
9		1	2:54.513	49.490	1:19.225	45.798	144.5	30:32.697							
<b>357</b>		<b>Certainty Racing (DRDO)</b> 1. Dennis van der Linden						BMW M3 E46 Supersport 2	1	1	4:59.090	2:35.565	1:33.591	49.934	82.8
	2	1	2:59.587	52.150	1:21.326	46.111	140.4	7:58.677							
	3	1	3:23.007	50.586	1:19.884	1:12.537	124.2	11:21.684							
	4	1	4:58.683	1:45.286	2:15.317	58.080	84.4	16:20.367							
	5	1	2:52.936	49.644	1:18.300	44.992	145.8	19:13.303							
	6	1	2:59.537	49.773	1:17.987	51.777	140.4	22:12.840							
	7	1	4:20.275	2:14.162	1:18.801	47.312	96.9	26:33.115							
	8	1	2:51.190	49.079	1:17.531	44.580	147.3	29:24.305							
	9	1	2:50.782	48.849	1:17.221	44.712	147.6	32:15.087							
	<b>369</b>	<b>CP Motorsport (DRDO)</b> 1. Keric-Keric						BMW M2 Supersport 2	1	1	4:08.380	1:45.356	1:33.475	49.549	99.7
2		1	3:03.167	50.782	1:25.972	46.413	137.7	7:11.547							
3		1	2:57.285	47.817	1:23.448	46.020	142.2	10:08.832							
4		1	5:20.765	1:35.400	2:16.024	1:29.341	78.6	15:29.597							
5		1	3:47.107	1:30.546	1:26.878	49.683	109.1	3:47.107							



# Supercar Challenge/GT&Prototype Challen

## SPA EURO RACE

### Free Practice 1

### Sector Analysis

— Invalidated Lap    ■ Personal Best    ■ Session Best    B Crossing the pit lane

Lap	D	Time	Sector 1	Sector 2	Sector 3	Kph	Elapsed	Lap	D	Time	Sector 1	Sector 2	Sector 3	Kph	Elapsed
5	1	3:08.521	54.362	1:27.942	46.217	133.7	18:38.118	9	1	3:06.819 <b>B</b>	49.684	1:21.259	55.876	135.0	30:38.340
6	1	2:59.951	47.613	1:24.596	47.742	140.1	21:38.069								
7	1	2:58.095	48.044	1:22.901	47.150	141.6	24:36.164								
8	1	<b>2:55.458</b>	47.802	<b>1:21.884</b>	<b>45.772</b>	143.7	27:31.622								
9	1	3:04.582	<b>47.471</b>	1:29.722	47.389	136.6	30:36.204								

**373** **Koopman Racing (DRDO)** BMW GTR Supersport 2  
1. Martijn Wijsman

1	1	3:50.314	1:33.886	1:28.781	47.647	107.6	3:50.314
2	1	3:06.734 <b>B</b>	51.714	1:19.997	55.023	135.0	6:57.048
3	1	3:46.343	1:36.294	1:19.058	50.991	111.4	10:43.391
4	1	5:22.568	1:46.123	2:14.851	1:21.594	78.2	16:05.959
5	1	2:54.352	49.996	1:18.126	46.230	144.6	19:00.311
6	1	2:52.500	49.937	1:17.863	<b>44.700</b>	146.2	21:52.811
7	1	<b>2:52.107</b>	49.067	<b>1:17.380</b>	45.660	146.5	24:44.918
8	1	2:52.194	<b>48.542</b>	1:18.360	45.292	146.4	27:37.112
9	1	2:53.528	49.168	1:17.843	46.517	145.3	30:30.640

**381** **CP Motorsport (DRDO)** BMW M2 Supersport 2  
1. Steentjes-Grootscholten

1	1	4:04.455	1:43.474	1:32.775	48.206	101.3	4:04.455
2	1	3:04.191	50.327	1:26.338	47.526	136.9	7:08.646
3	1	2:57.818	49.074	1:22.710	46.034	141.8	10:06.464
4	1	5:20.982	1:36.004	2:11.710	1:33.268	78.6	15:27.446
5	1	3:08.573	55.617	1:24.120	48.836	133.7	18:36.019
6	1	<b>2:52.809</b>	<b>47.860</b>	1:20.221	<b>44.728</b>	145.9	21:28.828
7	1	2:57.807	50.555	1:20.985	46.267	141.8	24:26.635
8	1	2:54.414	48.111	1:20.576	45.727	144.6	27:21.049
9	1	2:54.358	48.526	<b>1:19.658</b>	46.174	144.6	30:15.407

**401** **Spirit Racing Team** Renault Clio Evo Sport 1  
1. Rob Nieman

1	1	4:39.586	2:26.511	1:25.683	47.392	88.6	4:39.586
2	1	2:56.069	50.110	1:20.125	45.834	143.2	7:35.655
3	1	2:56.556	49.869	1:18.430	48.257	142.8	10:32.211
4	1	5:21.756	1:44.094	2:11.613	1:26.049	78.4	15:53.967
5	1	2:57.943	50.635	1:17.909	49.399	141.7	18:51.910
6	1	<b>2:54.270</b>	<b>49.520</b>	1:17.941	46.809	144.7	21:46.180
7	1	2:55.856	50.839	<b>1:17.776</b>	47.241	143.4	24:42.036
8	1	3:02.647 <b>B</b>	49.521	1:18.244	54.882	138.0	27:44.683
9	1	4:40.504	2:35.328	1:19.571	<b>45.605</b>	89.9	32:25.187

**402** **Spirit Racing Team** Renault Clio Evo Sport 1  
1. Wouter Manderveld

1	1	4:39.987	2:27.112	1:25.569	47.306	88.5	4:39.987
2	1	2:56.941	50.276	1:20.067	46.598	142.5	7:36.928
3	1	2:55.981	50.221	1:18.221	47.539	143.3	10:32.909
4	1	5:21.215	1:45.239	2:11.884	1:24.092	78.5	15:54.124
5	1	2:55.981	51.027	1:18.088	46.866	143.3	18:50.105
6	1	<b>2:53.304</b>	49.942	<b>1:17.930</b>	<b>45.432</b>	145.5	21:43.409
7	1	2:53.645	49.624	1:18.558	45.463	145.2	24:37.054
8	1	2:54.467	<b>49.534</b>	1:19.490	45.443	144.5	27:31.521

**432** **Koopman Racing** BMW M2 40 Sport 1  
1. Drummen-Drummen

1	1	4:13.083	1:52.005	1:30.302	50.776	97.9	4:13.083
2	1	3:00.331	51.428	1:22.528	46.375	139.8	7:13.414
3	1	2:56.419	<b>48.648</b>	1:21.544	46.227	142.9	10:09.833
4	1	5:25.577 <b>B</b>	1:35.806	2:15.398	1:34.373	77.4	15:35.410
5	1	4:21.354	2:12.953	1:21.662	46.739	96.5	19:56.764
6	1	3:01.828	49.973	1:22.183	49.672	138.7	22:58.592
7	1	3:01.323	51.347	1:23.423	46.553	139.1	25:59.915
8	1	2:58.551	50.257	1:21.744	46.550	141.2	28:58.466
9	1	<b>2:55.141</b>	49.596	<b>1:20.361</b>	<b>45.184</b>	144.0	31:53.607

**461** **Zilhouette Racing** Zilhouette Sport 1  
1. Mark Jobst

1	1	5:12.829	3:02.330	1:23.642	46.857	79.2	5:12.829
2	1	3:16.718	49.966	1:38.933	47.819	128.2	8:29.547
3	1	3:56.340 <b>B</b>	50.537	1:25.501	1:40.302	106.7	12:25.887
4	1	6:34.131	4:24.203	1:21.647	48.281	64.0	19:00.018
5	1	<b>2:55.078</b>	50.325	<b>1:19.550</b>	<b>45.203</b>	144.0	21:55.096
6	1	3:03.817 <b>B</b>	<b>49.785</b>	1:20.425	53.607	137.2	24:58.913
7	1	7:27.768	5:20.240	1:21.523	46.005	56.3	32:26.681

**614** **BS Racing by Baticonsult** Norma M20FC CN  
1. Berg-Engelen


1	1	3:00.078	1:06.175	1:13.821	40.082	137.6	3:00.078
2	1	<b>2:28.186</b>	43.556	1:06.132	<b>38.498</b>	170.2	5:28.264
3	1	2:30.483	43.277	1:07.876	39.330	167.6	7:58.747
4	1	2:36.675 <b>B</b>	<b>41.961</b>	<b>1:05.431</b>	49.283	160.9	10:35.422
5	1	6:52.446	4:51.680	1:19.476	41.290	61.1	17:27.868
6	1	2:35.217	46.027	1:09.739	39.451	162.4	20:03.085
7	1	2:31.462	43.754	1:08.870	38.838	166.5	22:34.547
8	1	2:30.932	43.401	1:08.565	38.966	167.1	25:05.479
9	1	2:35.078	43.121	1:11.855	40.102	162.6	27:40.557
10	1	2:35.726	44.959	1:09.461	41.306	161.9	30:16.283

**618** **Idola Motorsport Ltd** Praga R1 T CN  
1. Stowell-Gonzalez

1	1	4:23.196	2:24.276	1:17.607	41.313	94.1	4:23.196
2	1	<b>2:35.507</b>	41.894	1:12.408	41.205	162.1	6:58.703
3	1	2:35.437 <b>B</b>	<b>41.105</b>	<b>1:05.131</b>	49.201	162.2	9:34.140
4	1	9:05.886	6:48.109	1:31.080	46.697	46.2	18:40.026
5	1	3:07.911 <b>B</b>	48.147	1:19.016	1:00.748	134.2	21:47.937
6	1	5:25.820	3:32.389	1:13.571	<b>39.860</b>	77.4	27:13.757
7	1	3:18.886 <b>B</b>	50.162	1:27.407	1:01.317	126.8	30:32.643

**705** **Radical Motorsport** Radical SR3 Radical  
1. Jerome Greenhalgh

1	1	3:33.570	1:14.260	1:28.047	51.263	116.0	3:33.570
2	1	2:43.958	49.437	1:13.567	40.954	153.8	6:17.528



# Supercar Challenge/GT&Prototype Challen

## SPA EURO RACE

### Free Practice 1

## Sector Analysis

— Invalidated Lap    ■ Personal Best    ■ Session Best    B Crossing the pit lane

Lap	D	Time	Sector 1	Sector 2	Sector 3	Kph	Elapsed	Lap	D	Time	Sector 1	Sector 2	Sector 3	Kph	Elapsed
3	1	2:33.326	44.675	1:08.927	39.724	164.4	8:50.854	5	1	3:06.741	53.116	1:25.940	47.685	135.0	19:50.490
4	1	3:36.182	43.699	1:19.707	1:32.776	116.6	12:27.036	6	1	3:01.967	51.646	1:23.289	47.032	138.6	22:52.457
5	1	4:17.346	1:48.970	1:48.620	39.756	98.0	16:44.382	7	1	3:02.525	50.957	1:24.397	47.171	138.1	25:54.982
6	1	2:30.619	43.905	1:07.264	<b>39.450</b>	167.4	19:15.001	8	1	2:59.698	51.206	1:21.465	47.027	140.3	28:54.680
7	1	2:34.084	43.858	1:09.810	40.416	163.6	21:49.085	9	1	<b>2:57.739</b>	<b>50.523</b>	<b>1:20.715</b>	<b>46.501</b>	141.9	31:52.419
8	1	2:36.963	45.816	1:11.162	39.985	160.6	24:26.048								
9	1	<b>2:30.437</b>	43.676	1:07.197	39.564	167.6	26:56.485								
10	1	2:31.062	<b>43.538</b>	1:07.959	39.565	166.9	29:27.547								
11	1	2:41.630 B	45.395	<b>1:07.089</b>	49.146	156.0	32:09.177								

722		Radical Motorsport					Radical SR3				
1. Melvin van Dam							Radical				
1	1	3:50.628	1:31.121	1:32.001	47.506	107.4	3:50.628				
2	1	2:45.123	46.452	1:17.770	40.901	152.7	6:35.751				
3	1	2:44.990 B	45.663	1:10.496	48.831	152.8	9:20.741				
4	1	6:24.068	2:42.669	2:10.956	1:30.443	65.7	15:44.809				
5	1	2:44.622	46.046	1:16.478	42.098	153.2	18:29.431				
6	1	2:38.355	46.313	1:11.364	40.678	159.2	21:07.786				
7	1	2:34.387	45.075	1:09.359	39.953	163.3	23:42.173				
8	1	2:33.761	45.121	1:08.966	39.674	164.0	26:15.934				
9	1	2:35.496	44.825	1:09.887	40.784	162.2	28:51.430				
10	1	<b>2:32.634</b>	<b>44.711</b>	<b>1:08.312</b>	<b>39.611</b>	165.2	31:24.064				

733		Radical Motorsport					Radical SR3				
1. Eddie van Dam							Radical				
1	1	4:55.655 B	1:29.702	2:05.862	1:20.091	83.8	4:55.655				
2	1	4:20.570	2:17.282	1:18.163	45.125	96.8	9:16.225				
3	1	4:20.398	49.272	1:58.097	1:33.029	96.8	13:36.623				
4	1	3:53.237	1:44.151	1:23.538	45.548	108.1	17:29.860				
5	1	2:45.603	48.308	1:13.786	43.509	152.3	20:15.463				
6	1	2:45.626	<b>48.064</b>	1:14.997	<b>42.565</b>	152.2	23:01.089				
7	1	<b>2:45.135</b>	48.506	1:13.369	43.260	152.7	25:46.224				
8	1	2:45.157	49.008	<b>1:13.363</b>	42.786	152.7	28:31.381				
9	1	2:57.686 B	48.448	1:13.758	55.480	141.9	31:29.067				

751		Domec Racing					Radical SR3				
1. Vlad Raducanu							Radical				
1	1	2:59.695	1:00.455	1:16.626	42.614	137.9	2:59.695				
2	1	2:41.079	47.427	1:12.661	40.991	156.5	5:40.774				
3	1	2:41.714	45.874	1:14.880	40.960	155.9	8:22.488				
4	1	3:33.705 B	45.248	1:12.337	1:36.120	118.0	11:56.193				
5	1	5:03.979	2:52.716	1:30.205	41.058	82.9	17:00.172				
6	1	2:42.274	47.506	1:14.162	40.606	155.4	19:42.446				
7	1	2:35.456	45.036	1:10.109	40.311	162.2	22:17.902				
8	1	<b>2:33.525</b>	<b>44.611</b>	<b>1:09.038</b>	<b>39.876</b>	164.2	24:51.427				

801		Traxx Racing Team					Renault Clio				
1. van den Broeck-Iserbyt							Sport 2				
1	1	5:05.551	2:37.286	1:38.622	49.643	81.1	5:05.551				
2	1	3:09.216	54.186	1:27.304	47.726	133.3	8:14.767				
3	1	3:46.693	52.566	1:28.025	1:26.102	111.2	12:01.460				
4	1	4:42.289	1:46.312	2:04.599	51.378	89.3	16:43.749				

862		HD Racing					Renault Clio				
1. Dries-Hilgers							Sport 2				
1	1	3:53.542	1:29.574	1:31.914	52.054	106.1	3:53.542				
2	1	3:10.738	54.024	1:26.161	50.553	132.2	7:04.280				
3	1	2:59.866	<b>51.884</b>	1:21.357	46.625	140.2	10:04.146				
4	1	5:29.741 B	1:36.998	2:11.565	1:41.178	76.5	15:33.887				
5	1	5:07.170	2:56.212	1:22.513	48.445	82.1	20:41.057				
6	1	2:59.708	53.429	1:19.447	46.832	140.3	23:40.765				
7	1	2:58.098	52.569	1:19.092	46.437	141.6	26:38.863				
8	1	2:56.912	52.184	1:18.407	46.321	142.5	29:35.775				
9	1	<b>2:55.972</b>	52.865	<b>1:17.316</b>	<b>45.791</b>	143.3	32:31.747				