





# Modified Ford Series

www.modifiedfords.co.uk



## Ford Modified SPA EURO RACE Race 1 (30 Minutes)

### Final Classification

No	Driver	Nat	Team	Car	Cl.	Laps	Total Time	Gap	Kph	Best Lap		
										Lap	Time	Kph
1	95 Dave Cockell	GBR	CRS Fire Protection Ltd	Escort Cosworth	SA	11	30:12.245	-	152.8	6	2:40.297	157.3
2	56 Piers Grange	GBR	PRG Trailers	Escort MK2	B+	11	30:38.556	+26.311	150.6	2	2:44.407	153.4
3	27 Laki Christoforou	GBR	Driver	Escort MK2	B+	11	30:47.611	+35.366	149.9	4	2:46.234	151.7
4	39 Josh Payton	GBR	Paytons Garage	Cortina MK2	B+	11	30:52.366	+40.121	149.5	3	2:46.715	151.2
5	33 Paul Nevill	GBR	T Nevill & Co Ltd	Escort MK2 RS2000	B+	11	31:46.825	+1:34.580	145.2	3	2:46.804	151.2
6	57 Tony Paxman	GBR	Connaught Competition Engines/Oakcraft	Escort MK1	B	11	32:02.992	+1:50.747	144.0	5	2:52.788	145.9
7	2 Sam Daffin	GBR	Driver	Fiesta MK5	B+	11	32:03.349	+1:51.104	144.0	9	2:53.218	145.6
8	61 David Guthrie	GBR	Boamerang Racing	Fiesta 2005	B+	11	32:30.773	+2:18.528	142.0	6	2:52.720	146.0
9	664 Connor Blackburn	GBR	JRW Motorsport	Fiesta ST MK7	B+	11	32:48.308	+2:36.063	140.7	4	2:56.182	143.1
10	16 Chris Baker	GBR	MTS Motorsport	Escort MK3 RS1600i	B	11	33:02.921	+2:50.676	139.7	9	2:58.018	141.6
11	15 Marco Ricci	GBR	JRW Racing	Fiesta MK7	B+	10	30:18.521	1 Lap	138.4	7	2:57.079	142.4
12	40 Steve Cripps	GBR	Slim Projects Racing	Escort MK2 RS2000	B	10	30:21.461	1 Lap	138.2	5	2:59.997	140.1
13	328 Marnix de Wit	NLD	Driver	SHP Wildcat/Sierra	INV	10	30:34.514	1 Lap	137.2	8	3:01.092	139.2
14	44 Mike Watson	GBR	Driver	Sierra Cosworth	A	10	31:03.783	1 Lap	135.0	3	3:02.675	138.0
15	124 Alex Boam	GBR	Boamerang Racing	Fiesta 2006	C	10	31:22.925	1 Lap	133.7	5	3:03.515	137.4
16	25 Henk de Wit	NLD	Vakgarage de Wit	Sierra	B	10	32:15.400	1 Lap	130.1	6	3:11.529	131.6
17	69 Matt Chambers	GBR	Madison Web Solutions	Fiesta ST240	B+	10	32:52.240	1 Lap	127.6	5	3:11.982	131.3
18	41 Matthew Brennan	GBR	Driver	Escort MK2	SB	10	33:03.029	1 Lap	126.9	8	3:13.037	130.6

#### Not classified

77	James Allen	GBR	SCC Performance	Focus RS 2wd	A	9	24:36.685			5	2:40.941	156.7
42	Wesley Mott	GBR	Driver	Sapphire Cosworth	SA	9	27:19.330			5	2:57.899	141.7
444	Oliver Bullion	GBR	Driver	Fiesta ST150	B	8	27:14.238			6	3:00.963	139.3
777	Sean Reynolds	GBR	JWR Motorsport, Walls & Ceilings Int'l, Reynolds	Fiesta ST240	B+	5	14:53.489			5	2:56.079	143.2
45	Steve Scott-Dunwoodie	GBR	A1 Rallysport	Sierra Cosworth RS500	A							
62	Chris Lovett	GBR	Lovett Motorsport	Sapphire Cosworth	A							

<b>Pole Position:</b>	Dave Cockell	<b>2:33.881</b>	163.9 Kph
<b>Fastest Lap:</b>	Lap6 Dave Cockell	<b>2:40.297</b>	157.3 Kph

Published at: .....

Track Status: **DRY**

Stewards

PH. JACKMAN  
Paul  
G. Davies

Timekeeper:

Lluís Porqueras

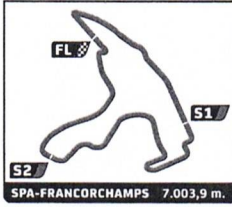

[Signature]





# Modified Ford Series

www.modifiedfords.co.uk



## Ford Modified SPA EURO RACE Race 1

### Final Classification by Class

No Driver	Nat	Team	Car	Time	Lap Total	Gap	Kph
<b>A</b>							
1 44 Mike Watson	GBR	Driver	Sierra Cosworth	3:02.675	3 10		138.0
<b>Not classified</b>							
77 James Allen	GBR	SCC Performance	Focus RS 2wd	2:40.941	5 9		156.7
45 Steve Scott-Dunwoodie	GBR	A1 Rallysport	Sierra Cosworth RS500				
62 Chris Lovett	GBR	Lovett Motorsport	Sapphire Cosworth				
<b>B</b>							
1 57 Tony Paxman	GBR	Connaught Competition Engines/Oakcroft Garage/Quai	Escort MK1	2:52.788	5 11		145.9
2 16 Chris Baker	GBR	MTS Motorsport	Escort MK3 RS1600i	2:58.018	9 11	+59.929+59.929	141.6
3 40 Steve Cripps	GBR	Slim Projects Racing	Escort MK2 RS2000	2:59.997	5 10	1 Laps 1 Laps	140.1
4 25 Henk de Wit	NLD	Vakgarage de Wit	Sierra	3:11.529	6 10	1 Laps 153.939	131.6
<b>Not classified</b>							
444 Oliver Bullion	GBR	Driver	Fiesta ST150	3:00.963	6 8		139.3
<b>B+</b>							
1 56 Piers Grange	GBR	PRG Trailers	Escort MK2	2:44.407	2 11		153.4
2 27 Laki Christoforou	GBR	Driver	Escort MK2	2:46.234	4 11	+9.055 +9.055	151.7
3 39 Josh Payton	GBR	Paytons Garage	Cortina MK2	2:46.715	3 11	+13.810 +4.755	151.2
4 33 Paul Nevill	GBR	T Nevill & Co Ltd	Escort MK2 RS2000	2:46.804	3 11	+1'08.269+54.459	151.2
5 2 Sam Daffin	GBR	Driver	Fiesta MK5	2:53.218	9 11	+1'24.793+16.524	145.6
6 61 David Guthrie	GBR	Boamerang Racing	Fiesta 2005	2:52.720	6 11	+1'52.217+27.424	146.0
7 664 Connor Blackburn	GBR	JRW Motorsport	Fiesta ST MK7	2:56.182	4 11	+2'09.752+17.535	143.1
8 15 Marco Ricci	GBR	JRW Racing	Fiesta MK7	2:57.079	7 10	1 Laps 1 Laps	142.4
9 69 Matt Chambers	GBR	Madison Web Solutions	Fiesta ST240	3:11.982	5 10	1 Laps 2'33.719	131.3
<b>Not classified</b>							
777 Sean Reynolds	GBR	JWR Motorsport, Walls & Ceilings Int'l, Reynolds D	Fiesta ST240	2:56.079	5 5		143.2
<b>C</b>							
1 124 Alex Boam	GBR	Boamerang Racing	Fiesta 2006	3:03.515	5 10		137.4
<b>INV</b>							
1 328 Marnix de Wit	NLD	Driver	SHP Wildcat/Sierra	3:01.092	8 10		139.2
<b>SA</b>							
1 95 Dave Cockell	GBR	CRS Fire Protection Ltd	Escort Cosworth	2:40.297	6 11		157.3
<b>Not classified</b>							
42 Wesley Mott	GBR	Driver	Sapphire Cosworth	2:57.899	5 9		141.7
<b>SB</b>							
1 41 Matthew Brennan	GBR	Driver	Escort MK2	3:13.037	8 10		130.6

Published at: .....

Track Status: **DRY**

Stewards

Ph. GACKMAN.

*[Handwritten signatures]*

Timekeeper:

Lluís Porqueras

*[Handwritten signature]*

