

Belcar Endurance Championship


SPA EURO RACE

Qualifying

Sector Analysis

— Invalidated Lap ■ Personal Best ■ Session Best ■ Crossing the pit lane

Lap D	Time	Sector 1	Sector 2	Sector 3	Kph	Elapsed	Lap D	Time	Sector 1	Sector 2	Sector 3	Kph	Elapsed	
1 PK Carsport Audi GT2 1. Bert Longin 3. Stienes Longin 2. Peter Guelinckx GTA							12 Redant Racing Porsche 992 GT3 Cup 1. John De Wilde 2. Kai Rillaerts GTA							
1	1	2:34.990	44.047	1:12.639	38.304	159.8	1	2	2:44.780	43.172	1:21.334	40.274	150.4	2:44.780
2	1	2:25.550	41.242	1:06.903	37.405	173.2	2	2	2:30.985	42.926	1:10.336	37.723	167.0	5:15.765
3	1	2:24.833	41.301	1:06.417	37.115	174.1	3	2	2:26.770	41.059	1:08.026	37.685	171.8	7:42.535
4	1	2:28.176	41.291	1:09.078	37.807	170.2	4	2	2:32.249	40.796	1:13.969	37.484	165.6	10:14.784
5	1	2:25.912	40.902	1:07.665	37.345	172.8	5	2	4:09.619 B	2:10.117	1:19.976	39.526	101.0	14:24.403
6	1	2:26.467	40.708	1:08.048	37.711	172.1	6	2	2:30.218	41.422	1:09.780	39.016	167.9	16:54.621
7	1	4:17.327 B	2:27.541	1:10.366	39.420	98.0	7	2	2:24.268	40.750	1:06.467	37.051	174.8	19:18.889
8	1	2:24.646	40.684	1:06.999	36.963	174.3	8	2	2:22.755	40.280	1:05.795	36.680	176.6	21:41.644
9	1	4:22.719 B	2:31.806	1:12.332	38.581	96.0	9	1	6:02.434 B	4:11.929	1:11.572	38.933	69.6	27:44.078
10	1	2:25.328	41.077	1:07.853	36.398	173.5	10	1	2:25.679	40.902	1:07.704	37.073	173.1	30:09.757
11	1	2:25.029	40.101	1:08.187	36.741	173.9	11	1	2:26.401	41.184	1:07.810	37.407	172.2	32:36.158
12	1	5:16.249 B	3:23.091	1:10.946	42.212	79.7	12	1	2:26.058	40.766	1:07.221	38.071	172.6	35:02.216
13	1	2:24.238	39.901	1:06.616	37.721	174.8	13	1	2:26.702	40.876	1:07.415	38.411	171.9	37:28.918
14	1	2:21.402	39.621	1:04.659	37.122	178.3	14	1	2:26.879	41.349	1:07.358	38.172	171.7	39:55.797
							15	1	2:35.862	41.333	1:10.698	43.831	161.8	42:31.659
2 Russel Racing Lamborghini Super Trofeo Evo 2 1. Christoff Corten 3. Hans Thiers 2. Jeffrey Van Hooydonck GTA							14 Alnimax Racing BMW M4 GT4 1. Alexander Borgmans 2. Maxim De Witte GTB							
1	2	2:28.560	38.735	1:10.351	39.474	166.8	1	2	3:26.868	1:05.403	1:30.526	50.939	119.8	3:26.868
2	2	2:24.692	40.857	1:06.563	37.272	174.3	2	2	2:55.998	49.750	1:21.661	44.587	143.3	6:22.866
3	2	2:24.505	40.959	1:05.799	37.747	174.5	3	2	2:45.965	46.537	1:16.841	42.587	151.9	9:08.831
4	3	4:30.619 B	2:41.810	1:10.600	38.209	93.2	4	2	2:44.020	45.519	1:16.415	42.086	153.7	11:52.851
5	3	2:27.354	41.970	1:07.665	37.719	171.1	5	2	2:41.535	45.707	1:13.948	41.880	156.1	14:34.386
6	3	2:25.771	41.376	1:06.870	37.525	173.0	6	2	2:41.952	45.315	1:14.520	42.117	155.7	17:16.338
7	3	2:27.194	41.062	1:07.015	39.117	171.3	7	1	4:25.485 B	2:26.351	1:16.495	42.639	95.0	21:41.823
8	3	2:26.037	40.874	1:07.072	38.091	172.7	8	1	2:43.175	45.272	1:16.420	41.483	154.5	24:24.998
9	3	2:26.067	41.051	1:07.454	37.562	172.6	9	1	2:41.052	45.551	1:14.536	40.965	156.6	27:06.050
10	3	4:38.025 B	2:47.136	1:11.217	39.672	90.7	10	1	2:40.535	44.665	1:14.937	40.933	157.1	29:46.585
11	3	2:33.757	42.639	1:11.327	39.791	164.0	11	1	2:38.997	44.540	1:13.863	40.594	158.6	32:25.582
12	3	2:33.123	43.787	1:10.419	38.917	164.7	12	1	2:38.997	44.540	1:13.863	40.594	158.6	32:25.582
13	3	2:30.166	42.420	1:09.366	38.380	167.9	13	1	2:39.193	45.455	1:13.138	40.600	158.4	37:43.708
14	3	2:32.216	42.397	1:09.641	40.178	165.6	14	1	2:39.547	44.490	1:14.311	40.746	158.0	40:23.255
6 MRS GT-Racing Porsche 911 GT3 Cup (Type 992) 1. Shaun Thong Wei Fung 2. Eric Lo Piu GTA							17 Speedlover Porsche 992 Cup 1. Jean-Pierre Verhoeven 2. Jaxon Verhoeven GTA							
1	2	4:43.302	2:42.026	1:20.808	40.468	87.5	1	2	3:20.562	1:15.846	1:20.619	44.097	123.5	3:20.562
2	2	2:33.605	42.390	1:10.681	40.534	164.1	2	2	2:30.524	43.506	1:09.297	37.721	167.5	5:51.086
3	2	2:34.112	41.687	1:13.481	38.944	163.6	3	2	2:26.507	42.886	1:06.634	36.987	172.1	8:17.593
4	2	2:32.736	42.346	1:11.574	38.816	165.1	4	2	2:24.471	41.203	1:05.853	37.415	174.5	10:42.064
5	2	2:31.247	41.689	1:10.676	38.882	166.7	5	2	2:27.166	40.503	1:08.260	38.403	171.3	13:09.230
6	2	2:34.639	42.411	1:12.334	39.894	163.1	6	2	2:23.997	40.410	1:06.517	37.070	175.1	15:33.227
7	2	2:30.334	41.960	1:09.674	38.700	167.7	7	2	2:24.788	40.521	1:07.038	37.229	174.1	17:58.015
8	2	2:29.603	41.553	1:09.558	38.492	168.5	8	2	2:24.296	40.729	1:06.152	37.415	174.7	20:22.311
9	2	2:29.441	41.808	1:09.371	38.262	168.7	9	1	5:24.993 B	3:15.333	1:25.573	44.087	77.6	25:47.304
10	1	4:42.731 B	2:48.621	1:14.858	39.252	89.2	10	1	2:32.857	44.204	1:10.431	38.222	165.0	28:20.161
11	1	2:28.265	41.650	1:09.079	37.536	170.1	11	1	2:30.023	42.011	1:08.722	39.290	168.1	30:50.184
12	1	2:27.306	40.862	1:08.632	37.812	171.2	12	1	2:27.124	41.942	1:07.574	37.608	171.4	33:17.308
13	1	2:27.453	41.476	1:07.103	38.874	171.0	13	1	2:27.783	41.726	1:07.952	38.105	170.6	35:45.091
14	1	2:23.236	40.791	1:05.902	36.543	176.0	14	1	2:26.546	41.656	1:07.396	37.494	172.1	38:11.637
15	1	2:26.926	42.101	1:07.358	37.467	171.6	15	1	2:27.759	41.674	1:08.059	38.026	170.6	40:39.396



Belcar Endurance Championship


SPA EURO RACE

Qualifying

Sector Analysis

— Invalidated Lap ■ Personal Best ■ Session Best B Crossing the pit lane

Lap	D	Time	Sector 1	Sector 2	Sector 3	Kph	Elapsed	Lap	D	Time	Sector 1	Sector 2	Sector 3	Kph	Elapsed		
18		Hamofa Motorsport BMW M2 CS TA								27		Bilia Edmond by G&A Racing BMW M2 CS Racing TA					
		1. Mark Verhoeven										1. Frederic Caprasse					
		2. Brent Verheyen										2. Arthur Rasse					
1	1	3:56.080	1:35.070	1:32.166	48.844	104.9	3:56.080	1	2	2:56.399	52.412	1:19.949	44.038	140.4	2:56.399		
2	1	2:51.609	46.776	1:20.557	44.276	146.9	6:47.689	2	2	2:41.468	45.837	1:14.751	40.880	156.2	5:37.867		
3	1	2:44.622	45.966	1:16.570	42.086	153.2	9:32.311	3	2	2:38.766	44.983	1:13.189	40.594	158.8	8:16.633		
4	1	2:42.004	44.823	1:15.668	41.513	155.6	12:14.315	4	2	2:38.563	44.862	1:13.067	40.634	159.0	10:55.196		
5	1	2:43.569	44.587	1:16.165	42.817	154.1	14:57.884	5	2	2:44.585	44.521	1:14.166	45.898	153.2	13:39.781		
6	1	2:41.652	44.537	1:15.343	41.772	156.0	17:39.536	6	2	2:38.180	44.735	1:12.616	40.829	159.4	16:17.961		
7	1	2:42.873	44.282	1:16.259	42.332	154.8	20:22.409	7	2	2:38.906	44.781	1:13.191	40.934	158.7	18:56.867		
8	2	5:10.742 B	3:14.294	1:15.001	41.447	81.1	25:33.151	8	2	2:39.205	44.430	1:13.267	41.508	158.4	21:36.072		
9	2	2:35.950	43.377	1:12.454	40.119	161.7	28:09.101	9	1	5:16.467 B	3:13.904	1:19.992	42.571	79.7	26:52.539		
10	2	2:42.492	45.756	1:13.906	42.830	155.2	30:51.593	10	1	2:35.219	43.966	1:11.310	39.943	162.4	29:27.758		
11	2	2:35.483	43.378	1:12.037	40.068	162.2	33:27.076	11	1	2:34.644	43.237	1:11.594	39.813	163.0	32:02.402		
12	2	2:36.491	43.268	1:12.805	40.418	161.1	36:03.567	12	1	2:34.364	43.313	1:11.187	39.864	163.3	34:36.766		
13	2	2:41.127	43.618	1:15.420	42.089	156.5	38:44.694	13	1	3:03.181	51.355	1:23.233	48.593	137.6	37:39.947		
14	2	2:44.496	43.469	1:16.878	44.149	153.3	41:29.190										
19		Hamofa Motorsport BMW M4 GT4 GTB								33		Xwift Racing Events BMW 325i TB					
		1. Rob Verhoeven										1. Alvaro Vela Rivera					
		2. Kris Verhoeven										2. Ismael Puebla Sanz					
1	1	3:53.565	1:32.727	1:33.689	47.149	106.1	3:53.565	1	3	4:04.317	1:28.518	1:41.017	54.782	101.4	4:04.317		
2	1	2:48.651	47.749	1:18.915	41.987	149.5	6:42.216	2	3	3:18.027	57.701	1:28.809	51.517	127.3	7:22.344		
3	1	2:34.357	43.416	1:10.984	39.957	163.3	9:16.573	3	3	3:07.513	56.087	1:23.333	48.093	134.5	10:29.857		
4	1	2:36.593	43.434	1:12.432	40.727	161.0	11:53.166	4	3	3:02.982	54.041	1:22.055	46.886	137.8	13:32.839		
5	1	2:33.716	43.606	1:10.073	40.037	164.0	14:26.882	5	3	3:02.517	54.294	1:21.235	46.988	138.1	16:35.356		
6	2	5:51.928 B	3:58.848	1:13.847	39.233	71.6	20:18.810	6	3	3:00.493	53.489	1:20.241	46.763	139.7	19:35.849		
7	2	2:32.770	43.691	1:10.067	39.012	165.0	22:51.580	7	3	3:05.752	53.557	1:23.608	48.587	135.7	22:41.601		
8	2	2:33.050	43.443	1:10.292	39.315	164.7	25:24.630	8	1	5:21.514 B	3:09.425	1:23.593	48.496	78.4	28:03.115		
9	2	2:36.141	43.892	1:10.712	41.537	161.5	28:00.771	9	1	3:03.152	55.179	1:20.899	47.074	137.7	31:06.267		
10	2	3:14.469 B	1:19.918	1:12.591	41.960	129.7	31:15.240	10	1	3:00.125	53.583	1:20.131	46.411	140.0	34:06.392		
11	2	2:33.062	43.057	1:11.214	38.791	164.7	33:48.302	11	2	4:56.013 B	2:45.223	1:23.018	47.772	85.2	39:02.405		
12	2	2:31.837	42.399	1:10.529	38.909	166.1	36:20.139	12	2	3:03.587	55.697	1:21.177	46.713	137.3	42:05.992		
13	2	2:31.448	42.214	1:10.294	38.940	166.5	38:51.587										
14	2	2:31.537	42.082	1:10.150	39.305	166.4	41:23.124										
24		PK Carsport BMW M2 CS TA								34		JJ Motorsport BMW 330i TB					
		1. Mafisse Lismont										1. Guido Werckx					
		2. Junior Planckaert										2. Tom Werckx					
1	1	2:46.821	48.336	1:17.040	41.445	148.5	2:46.821	1	2	3:12.728	59.048	1:25.418	48.262	128.5	3:12.728		
2	1	2:35.764	43.588	1:12.075	40.101	161.9	5:22.585	2	2	2:56.065	51.600	1:19.098	45.367	143.2	6:08.793		
3	1	2:34.509	43.710	1:10.811	39.988	163.2	7:57.094	3	2	2:53.958	51.012	1:17.803	45.143	144.9	9:02.751		
4	1	2:35.510	43.316	1:11.089	41.105	162.1	10:32.604	4	2	2:58.390	50.329	1:20.178	47.883	141.3	12:01.141		
5	1	2:42.060	44.019	1:16.486	41.555	155.6	13:14.664	5	2	2:52.930	50.544	1:17.481	44.905	145.8	14:54.071		
6	1	2:45.567	43.840	1:14.769	46.958	152.3	16:00.231	6	2	2:50.266	49.928	1:16.425	43.913	148.1	17:44.337		
7	2	5:22.235 B	3:24.848	1:15.780	41.607	78.2	21:22.466	7	2	2:49.449	49.214	1:16.022	44.213	148.8	20:33.786		
8	2	2:40.791	45.265	1:14.222	41.304	156.8	24:03.257	8	2	2:50.790	49.316	1:16.477	44.997	147.6	23:24.576		
9	2	2:40.638	45.232	1:14.407	40.999	157.0	26:43.895	9	2	2:49.013	49.346	1:16.017	43.650	149.2	26:13.589		
10	2	2:40.472	45.090	1:14.391	40.991	157.1	29:24.367	10	2	2:48.620	48.976	1:15.724	43.920	149.5	29:02.209		
11	2	2:41.104	44.507	1:15.430	41.167	156.5	32:05.471										
12	2	2:40.361	44.518	1:14.629	41.214	157.2	34:45.832										
13	2	2:41.469	45.169	1:14.438	41.862	156.2	37:27.301										
14	2	2:41.164	44.794	1:14.454	41.916	156.5	40:08.465										
42		Priconracing BMW M3 E90 GTR TA															
		1. Marco Petry															
		2. Bernd Küpper															
1	1	3:04.825	53.959	1:25.027	45.839	134.0	3:04.825	1	1	3:04.825	53.959	1:25.027	45.839	134.0	3:04.825		
2	1	2:43.742	47.311	1:14.627	41.804	154.0	5:48.567	2	1	2:43.742	47.311	1:14.627	41.804	154.0	5:48.567		
3	1	2:42.329	46.282	1:14.816	41.231	155.3	8:30.896	3	1	2:42.329	46.282	1:14.816	41.231	155.3	8:30.896		
4	1	2:41.231	45.944	1:13.658	41.629	156.4	11:12.127	4	1	2:41.231	45.944	1:13.658	41.629	156.4	11:12.127		
5	1	3:37.409 B	1:39.977	1:15.570	41.862	116.0	14:49.536	5	1	3:37.409 B	1:39.977	1:15.570	41.862	116.0	14:49.536		



Belcar Endurance Championship

SPA EURO RACE

Qualifying

Sector Analysis

— Invalidated Lap ■ Personal Best ■ Session Best B Crossing the pit lane

Lap	D	Time	Sector 1	Sector 2	Sector 3	Kph	Elapsed	Lap	D	Time	Sector 1	Sector 2	Sector 3	Kph	Elapsed
6	1	2:40.384	46.026	1:12.895	41.463	157.2	17:29.920	11	1	2:55.328	52.105	1:17.723	45.500	143.8	37:29.889
7	1	2:40.509	45.948	1:12.982	41.579	157.1	20:10.429	12	1	2:52.667	50.442	1:17.116	45.109	146.0	40:22.556
8	1	2:39.310	45.754	1:12.722	40.834	158.3	22:49.739	<div style="border: 1px solid black; padding: 5px;"> 54 Q1-Trackracing Porsche 992 Cup 1. Jan Lauryszen GTA </div>							
9	1	2:39.885	45.513	1:12.990	41.382	157.7	25:29.624								
10	1	2:39.602	45.354	1:12.476	41.772	158.0	28:09.226								
11	1	2:46.945	46.661	1:16.641	43.643	151.0	30:56.171								
12	1	2:39.837	46.395	1:12.277	41.165	157.7	33:36.008								
13	1	2:39.932	45.240	1:13.016	41.676	157.7	36:15.940								
14	1	2:56.198	47.783	1:19.695	48.720	143.1	39:12.138								

43 **GTE Racing** Cupra TCR
 1. Gunther Van Den Hove 3. Maxim Van Den Hove TA
 2. Wim Bradt

1	2	3:27.399	1:06.056	1:31.481	49.862	119.5	3:27.399
2	2	2:54.339	49.990	1:20.360	43.989	144.6	6:21.738
3	2	2:45.771	47.263	1:16.414	42.094	152.1	9:07.509
4	2	2:49.272	47.155	1:19.068	43.049	149.0	11:56.781
5	2	2:44.489	47.474	1:15.176	41.839	153.3	14:41.270
6	2	2:43.190	47.019	1:14.270	41.901	154.5	17:24.460
7	3	5:43.196 B	3:48.143	1:14.426	40.627	73.5	23:07.656
8	3	2:34.552	44.128	1:09.722	40.702	163.1	25:42.208
9	3	2:32.314	43.898	1:08.934	39.482	165.5	28:14.522
10	3	3:00.645	47.755	1:25.009	47.881	139.6	31:15.167

45 **BMS Motorsport** BMW M4 GT4
 1. Filip Baelus 3. Raf Van Belle GTB
 2. Nick Van Pelt

1	3	3:00.905	55.895	1:20.482	44.528	137.0	3:00.905
2	3	2:40.042	45.942	1:13.955	40.145	157.5	5:40.947
3	3	2:31.894	43.330	1:08.975	39.589	166.0	8:12.841
4	3	2:30.895	42.954	1:08.599	39.342	167.1	10:43.736
5	3	2:33.005	43.568	1:10.092	39.345	164.8	13:16.741
6	3	2:31.834	42.869	1:09.420	39.545	166.1	15:48.575
7	3	2:32.028	43.139	1:09.172	39.717	165.9	18:20.603
8	2	4:52.482 B	2:51.038	1:19.255	42.189	86.2	23:13.085
9	2	2:41.540	44.649	1:14.599	42.292	156.1	25:54.625
10	2	2:39.262	44.513	1:12.923	41.826	158.3	28:33.887
11	2	2:39.499	44.242	1:12.530	42.727	158.1	31:13.386
12	2	2:45.395	45.254	1:15.375	44.766	152.4	33:58.781
13	2	2:39.096	44.468	1:12.639	41.989	158.5	36:37.877
14	2	2:38.557	44.209	1:13.059	41.289	159.0	39:16.434
15	2	2:37.767	44.144	1:12.590	41.033	159.8	41:54.201

50 **Convents Racing Team** BMW E90 325i
 1. Vincent Convents TB
 2. Steve Raymakers

1	2	4:07.881	1:58.496	1:22.065	47.320	99.9	4:07.881
2	2	2:56.638	52.411	1:18.741	45.486	142.7	7:04.519
3	2	2:54.471	51.006	1:18.216	45.249	144.5	9:58.990
4	2	2:53.240	50.778	1:17.223	45.239	145.5	12:52.230
5	2	2:52.958	50.532	1:17.146	45.280	145.8	15:45.188
6	2	2:55.209	50.887	1:17.964	46.358	143.9	18:40.397
7	1	7:12.793 B	5:09.684	1:17.592	45.517	58.3	25:53.190
8	1	2:54.414	51.143	1:18.108	45.163	144.6	28:47.604
9	1	2:53.427	50.879	1:17.305	45.243	145.4	31:41.031
10	1	2:53.530	50.657	1:17.565	45.308	145.3	34:34.561

54 **Q1-Trackracing** Porsche 992 Cup
 1. Jan Lauryszen GTA

1	1	2:45.678	55.860	1:11.325	38.493	149.5	2:45.678
2	1	2:24.791	41.279	1:06.700	36.812	174.1	5:10.469
3	1	2:22.557	40.224	1:05.712	36.621	176.9	7:33.026
4	1	2:28.904	42.916	1:07.663	38.325	169.3	10:01.930
5	1	2:41.594	41.581	1:17.442	42.571	156.0	12:43.524
6	1	2:31.044	40.177	1:08.918	41.949	166.9	15:14.568
7	1	2:31.882	40.413	1:08.973	42.496	166.0	17:46.450
8	1	9:16.622 B	7:14.596	1:11.573	50.453	45.3	27:03.072
9	1	2:22.098	40.401	1:05.456	36.241	177.4	29:25.170
10	1	2:21.304	39.902	1:04.985	36.417	178.4	31:46.474
11	1	2:48.230	53.549	1:12.784	41.897	149.9	34:34.704

55 **Q1-Trackracing** Porsche 992 Cup
 1. Filip Teunkens 3. Glenn Paenen GTA
 2. Jan Ooms


1	1	23:17.982	...	1:22.836	43.440	17.7	23:17.982
2	1	2:41.495	45.955	1:13.886	41.654	156.1	25:59.477
3	1	2:41.839	44.486	1:14.666	42.687	155.8	28:41.316
4	1	9:53.622 B	7:49.490	1:20.951	43.181	42.5	38:34.938
5	1	2:44.287	46.092	1:15.507	42.688	153.5	41:19.225

57 **QSR Pwrd by GRT Motorsport** BMW E90 Clubsport
 1. David Vyncke TB
 2. Daan Dirckx

1	1	3:47.382	1:18.592	1:35.820	52.970	109.0	3:47.382
2	1	3:12.254	56.415	1:26.277	49.562	131.2	6:59.636
3	1	3:05.592	53.638	1:23.665	48.289	135.9	10:05.228
4	1	3:02.664	52.917	1:22.003	47.744	138.0	13:07.892
5	1	3:01.458	52.854	1:21.954	46.650	139.0	16:09.350
6	1	3:04.570	53.146	1:23.030	48.394	136.6	19:13.920
7	1	3:02.127	52.860	1:21.783	47.484	138.4	22:16.047
8	1	5:32.021 B	3:17.937	1:25.200	48.884	75.9	27:48.068
9	1	3:07.408	54.220	1:24.080	49.108	134.5	30:55.476
10	1	3:07.556	54.353	1:24.866	48.337	134.4	34:03.032
11	1	3:06.399	53.498	1:23.985	48.916	135.3	37:09.431
12	1	3:04.159	53.229	1:23.543	47.387	136.9	40:13.590

60 **Convents Racing Team** BMW E90 325i
 1. Davy Convents TB
 2. Dirk Groen

1	2	4:01.611	1:27.479	1:40.909	53.223	102.5	4:01.611
2	2	3:21.384	57.016	1:31.574	52.794	125.2	7:22.995
3	2	3:18.534	56.585	1:30.769	51.180	127.0	10:41.529
4	2	3:16.021	55.524	1:29.644	50.853	128.6	13:57.550
5	2	3:14.286	54.665	1:29.735	49.886	129.8	17:11.836
6	1	6:15.579 B	3:59.354	1:27.732	48.493	67.1	23:27.415
7	1	3:02.714	53.263	1:22.036	47.415	138.0	26:30.129
8	1	3:01.016	52.662	1:21.708	46.646	139.3	29:31.145
9	1	2:59.344	52.125	1:20.747	46.472	140.6	32:30.489
10	1	2:59.372	52.095	1:21.045	46.232	140.6	35:29.861



Belcar Endurance Championship


SPA EURO RACE

Qualifying

Sector Analysis

— Invalidated Lap ■ Personal Best ■ Session Best ■ Crossing the pit lane

Lap	D	Time	Sector 1	Sector 2	Sector 3	Kph	Elapsed	Lap	D	Time	Sector 1	Sector 2	Sector 3	Kph	Elapsed		
68 Jdk by G&A Racing BMW M2 CS Racing TA																	
1. Julie Kenis																	
2. Juna-Jane De Keersmaeck																	
1	1	3:01.145	52.904	1:20.962	47.279	139.2	38:31.006	1	1	2:40.414	44.321	1:16.573	39.520	154.4	2:40.414		
12	1	2:59.361	51.904	1:20.071	47.386	140.6	41:30.367	2	1	2:26.198	41.069	1:07.668	37.461	172.5	5:06.612		
3	1	2:24.356	40.760	1:06.280	37.316	174.7	7:30.968	4	1	2:31.528	45.203	1:07.857	38.468	166.4	10:02.496		
5	1	2:23.751	40.382	1:06.077	37.292	175.4	12:26.247	5	1	2:23.751	40.382	1:06.077	37.292	175.4	12:26.247		
6	1	2:25.919	40.223	1:07.350	38.346	172.8	14:52.166	6	1	2:25.919	40.223	1:07.350	38.346	172.8	14:52.166		
7	1	2:27.205	42.512	1:07.207	37.486	171.3	17:19.371	7	1	2:27.205	42.512	1:07.207	37.486	171.3	17:19.371		
8	2	4:28.991	B	2:43.242	1:08.004	37.745	93.7	21:48.362	8	2	4:28.991	B	2:43.242	1:08.004	37.745	93.7	21:48.362
9	2	2:27.995	40.972	1:09.372	37.651	170.4	24:16.357	9	2	2:27.995	40.972	1:09.372	37.651	170.4	24:16.357		
10	2	2:26.371	40.899	1:07.081	38.391	172.3	26:42.728	10	2	2:26.371	40.899	1:07.081	38.391	172.3	26:42.728		
11	2	2:26.101	40.782	1:08.103	37.216	172.6	29:08.829	11	2	2:26.101	40.782	1:08.103	37.216	172.6	29:08.829		
12	2	2:25.434	40.608	1:06.973	37.853	173.4	31:34.263	12	2	2:25.434	40.608	1:06.973	37.853	173.4	31:34.263		
13	2	2:25.276	40.691	1:07.190	37.395	173.6	33:59.539	13	2	2:25.276	40.691	1:07.190	37.395	173.6	33:59.539		
14	2	2:25.496	40.540	1:07.613	37.343	173.3	36:25.035	14	2	2:25.496	40.540	1:07.613	37.343	173.3	36:25.035		
15	2	2:30.135	40.700	1:08.756	40.679	167.9	38:55.170	15	2	2:30.135	40.700	1:08.756	40.679	167.9	38:55.170		
83 VDW Motorsport BMW E46 TB																	
1. Ron Van de Water																	
2. Nico Vangeel																	
1	1	3:43.076	1:17.371	1:34.499	51.206	111.1	3:43.076	1	1	3:43.076	1:17.371	1:34.499	51.206	111.1	3:43.076		
2	1	3:00.620	52.692	1:22.020	45.908	139.6	6:43.696	2	1	3:00.620	52.692	1:22.020	45.908	139.6	6:43.696		
3	1	2:55.105	49.568	1:20.589	44.948	144.0	9:38.801	3	1	2:55.105	49.568	1:20.589	44.948	144.0	9:38.801		
4	1	2:53.472	49.348	1:19.459	44.665	145.3	12:32.273	4	1	2:53.472	49.348	1:19.459	44.665	145.3	12:32.273		
5	2	6:13.717	B	4:08.168	1:20.840	44.709	67.5	18:45.990	5	2	6:13.717	B	4:08.168	1:20.840	44.709	67.5	18:45.990
6	2	2:52.336	49.621	1:18.515	44.200	146.3	21:38.326	6	2	2:52.336	49.621	1:18.515	44.200	146.3	21:38.326		
7	2	2:51.575	49.197	1:18.689	43.689	147.0	24:29.901	7	2	2:51.575	49.197	1:18.689	43.689	147.0	24:29.901		
8	3	4:46.156	B	2:42.579	1:18.143	45.434	88.1	29:16.057	8	3	4:46.156	B	2:42.579	1:18.143	45.434	88.1	29:16.057
9	3	2:53.702	50.254	1:18.976	44.472	145.2	32:09.759	9	3	2:53.702	50.254	1:18.976	44.472	145.2	32:09.759		
10	3	2:51.556	49.888	1:17.381	44.287	147.0	35:01.315	10	3	2:51.556	49.888	1:17.381	44.287	147.0	35:01.315		
11	3	2:52.418	49.869	1:17.722	44.827	146.2	37:53.733	11	3	2:52.418	49.869	1:17.722	44.827	146.2	37:53.733		
12	3	2:52.448	49.754	1:17.853	44.841	146.2	40:46.181	12	3	2:52.448	49.754	1:17.853	44.841	146.2	40:46.181		
88 TCL MOTORSPORT BMW M4 GT4 GTB																	
1. Gary Terclavers																	
2. Lars Zaenen																	
1	2	3:02.155	57.875	1:18.936	45.344	136.0	3:02.155	1	2	3:02.155	57.875	1:18.936	45.344	136.0	3:02.155		
2	2	2:33.790	43.659	1:10.362	39.769	164.0	5:35.945	2	2	2:33.790	43.659	1:10.362	39.769	164.0	5:35.945		
3	2	2:31.113	43.088	1:08.969	39.056	166.9	8:07.058	3	2	2:31.113	43.088	1:08.969	39.056	166.9	8:07.058		
4	2	2:30.911	42.724	1:09.217	38.970	167.1	10:37.969	4	2	2:30.911	42.724	1:09.217	38.970	167.1	10:37.969		
5	2	2:31.213	42.949	1:08.800	39.464	166.7	13:09.182	5	2	2:31.213	42.949	1:08.800	39.464	166.7	13:09.182		
6	1	4:59.153	B	3:06.022	1:13.044	40.087	84.3	18:08.335	6	1	4:59.153	B	3:06.022	1:13.044	40.087	84.3	18:08.335
7	1	2:34.714	43.708	1:11.048	39.958	163.0	20:43.049	7	1	2:34.714	43.708	1:11.048	39.958	163.0	20:43.049		
8	1	2:35.515	43.398	1:10.982	41.135	162.1	23:18.564	8	1	2:35.515	43.398	1:10.982	41.135	162.1	23:18.564		
9	1	2:35.234	44.060	1:11.121	40.053	162.4	25:53.798	9	1	2:35.234	44.060	1:11.121	40.053	162.4	25:53.798		
10	1	2:35.737	43.531	1:11.700	40.506	161.9	28:29.535	10	1	2:35.737	43.531	1:11.700	40.506	161.9	28:29.535		
11	3	5:25.017	B	3:28.595	1:14.523	41.899	77.6	33:54.552	11	3	5:25.017	B	3:28.595	1:14.523	41.899	77.6	33:54.552
12	3	2:39.241	44.368	1:13.358	41.515	158.3	36:33.793	12	3	2:39.241	44.368	1:13.358	41.515	158.3	36:33.793		
13	3	2:39.048	44.200	1:13.501	41.347	158.5	39:12.841	13	3	2:39.048	44.200	1:13.501	41.347	158.5	39:12.841		
14	3	2:36.847	43.774	1:12.225	40.848	160.8	41:49.688	14	3	2:36.847	43.774	1:12.225	40.848	160.8	41:49.688		
98 Belgium Racing Porsche 992 GT3 Cup GTA																	
1. Koen Wauters																	
2. Jos Menten																	
1	2	2:25.844	38.595	1:09.973	37.276	169.9	2:25.844	1	2	2:25.844	38.595	1:09.973	37.276	169.9	2:25.844		
2	2	2:22.760	40.289	1:05.913	36.558	176.6	4:48.604	2	2	2:22.760	40.289	1:05.913	36.558	176.6	4:48.604		
3	2	2:22.724	39.950	1:06.089	36.685	176.7	7:11.328	3	2	2:22.724	39.950	1:06.089	36.685	176.7	7:11.328		
77 BE Motorsport Porsche Cayman GT4 GTB																	
1. Stephan Beyens																	
2. Jurgen Van Den Broeck																	
1	1	3:55.876	1:26.723	1:37.171	51.982	105.0	3:55.876	1	1	3:55.876	1:26.723	1:37.171	51.982	105.0	3:55.876		
2	1	3:05.256	51.720	1:25.300	48.236	136.1	7:01.132	2	1	3:05.256	51.720	1:25.300	48.236	136.1	7:01.132		
3	1	3:01.672	50.565	1:24.424	46.683	138.8	10:02.804	3	1	3:01.672	50.565	1:24.424	46.683	138.8	10:02.804		
4	1	2:57.681	49.104	1:22.048	46.529	141.9	13:00.485	4	1	2:57.681	49.104	1:22.048	46.529	141.9	13:00.485		
5	1	2:58.942	49.604	1:22.370	46.968	140.9	15:59.427	5	1	2:58.942	49.604	1:22.370	46.968	140.9	15:59.427		
6	1	3:00.117	49.469	1:23.175	47.473	140.0	18:59.544	6	1	3:00.117	49.469	1:23.175	47.473	140.0	18:59.544		
7	2	5:24.578	B	3:17.052	1:22.574	44.952	77.7	24:24.122	7	2	5:24.578	B	3:17.052	1:22.574	44.952	77.7	24:24.122
8	2	2:52.774	49.353	1:18.894	44.527	145.9	27:16.896	8	2	2:52.774	49.353	1:18.894	44.527	145.9	27:16.896		
9	2	2:51.176	48.484	1:18.903	43.789	147.3	30:08.072	9	2	2:51.176	48.484	1:18.903	43.789	147.3	30:08.072		
10	2	2:49.700	47.894	1:17.696	44.110	148.6	32:57.772	10	2	2:49.700	47.894	1:17.696	44.110	148.6	32:57.772		
11	2	2:49.336	48.213	1:17.388	43.735	148.9	35:47.108	11	2	2:49.336	48.213	1:17.388	43.735	148.9	35:47.108		
12	2	2:49.324	48.309	1:17.729	43.286	148.9	38:36.432	12	2	2:49.324	48.309	1:17.729	43.286	148.9	38:36.432		
13	2	2:54.445	48.951	1:18.144	47.350	144.5	41:30.877	13	2	2:54.445	48.951	1:18.144	47.350	144.5	41:30.877		
78 Redant Racing Porsche 992 GT3 Cup GTA																	
1. Michiel Haverans																	
2. Philippe Wils																	



Belcar Endurance Championship

SPA EURO RACE

Qualifying

Sector Analysis

— Invalidated Lap ■ Personal Best ■ Session Best B Crossing the pit lane

Lap	D	Time	Sector 1	Sector 2	Sector 3	Kph	Elapsed	Lap	D	Time	Sector 1	Sector 2	Sector 3	Kph	Elapsed
4	2	2:36.572	41.032	1:10.042	45.498	161.0	9:47.900	7	1	2:37.894	45.237	1:11.732	40.925	159.7	19:32.426
5	2	2:27.057	40.467	1:07.489	39.101	171.5	12:14.957	8	1	2:43.315	45.424	1:15.055	42.836	154.4	22:15.741
6	1	5:12.227 B	3:23.234	1:10.659	38.334	80.8	17:27.184	9	1	5:47.467 B	3:37.690	1:22.831	46.946	72.6	28:03.208
7	1	2:27.304	40.929	1:07.654	38.721	171.2	19:54.488	10	1	2:47.893	48.971	1:15.442	43.480	150.2	30:51.101
8	1	2:26.975	41.187	1:08.265	37.523	171.6	22:21.463	11	1	2:37.627	45.924	1:11.361	40.342	160.0	33:28.728
9	1	2:27.260	40.805	1:08.969	37.486	171.2	24:48.723	12	1	2:35.678	44.766	1:10.772	40.140	162.0	36:04.406
10	1	2:25.517	40.668	1:07.603	37.246	173.3	27:14.240	13	1	2:37.503	44.963	1:12.349	40.191	160.1	38:41.909
11	1	2:28.200	40.652	1:09.385	38.163	170.1	29:42.440	14	1	2:36.046	44.988	1:11.009	40.049	161.6	41:17.955
12	1	2:27.037	40.833	1:08.813	37.391	171.5	32:09.477								
13	1	2:27.556	40.506	1:09.176	37.874	170.9	34:37.033								
14	2	3:59.286 B	2:12.503	1:09.846	36.937	105.4	38:36.319								
15	2	2:31.012	40.925	1:09.102	40.985	167.0	41:07.331								

99 **Belgium Racing** Porsche 992 GT3 Cup
 1. Dylan Derdaele GTA
 2. Michael Cool

1	1	3:35.444	1:45.193	1:11.569	38.682	115.0	3:35.444
2	1	2:25.209	40.952	1:06.849	37.408	173.6	6:00.653
3	1	2:23.642	40.614	1:06.247	36.781	175.5	8:24.295
4	1	2:22.964	40.426	1:05.734	36.804	176.4	10:47.259
5	1	2:26.262	40.202	1:08.245	37.815	172.4	13:13.521
6	1	2:25.821	40.248	1:06.506	39.067	172.9	15:39.342
7	2	4:36.784 B	2:43.228	1:15.289	38.267	91.1	20:16.126
8	2	2:26.043	41.280	1:07.595	37.168	172.6	22:42.169
9	2	2:25.725	41.036	1:07.353	37.336	173.0	25:07.894
10	2	2:26.457	41.161	1:08.042	37.254	172.2	27:34.351
11	2	2:26.725	40.978	1:07.772	37.975	171.8	30:01.076
12	1	3:51.426 B	2:01.262	1:10.593	39.571	109.0	33:52.502
13	1	2:25.200	40.428	1:07.332	37.440	173.7	36:17.702
14	1	2:25.286	40.760	1:07.313	37.213	173.5	38:42.988
15	1	2:33.243	40.208	1:08.221	44.814	164.5	41:16.231

509 **Buga-Auto/Glow/Mstc** Abarth Assetto Corse
 1. Peter Bens TB
 2. Ellen Leysen
 3. Gregory Eyckmans

1	3	4:08.553	1:22.282	1:38.014	1:08.257	99.7	4:08.553
2	3	3:20.982	55.245	1:29.852	55.885	125.5	7:29.535
3	3	3:00.364	52.304	1:21.357	46.703	139.8	10:29.899
4	3	2:58.403	51.906	1:19.937	46.560	141.3	13:28.302
5	2	5:45.970 B	3:26.303	1:28.296	51.371	72.9	19:14.272
6	2	3:11.061	54.952	1:26.891	49.218	132.0	22:25.333
7	2	3:09.899	54.812	1:26.693	48.394	132.8	25:35.232
8	1	5:43.677 B	3:30.904	1:23.792	48.981	73.4	31:18.909
9	1	3:04.723	53.829	1:23.046	47.848	136.5	34:23.632
10	1	3:03.671	53.333	1:23.030	47.308	137.3	37:27.303
11	1	3:02.499	53.293	1:22.655	46.551	138.2	40:29.802

616 **M&D Racing** Audi RS3 LMS
 1. Manfred Verbeke TA

1	1	3:16.012	57.106	1:30.547	48.359	126.4	3:16.012
2	1	2:53.214	49.587	1:20.081	43.546	145.6	6:09.226
3	1	2:43.896	46.861	1:15.206	41.829	153.8	8:53.122
4	1	2:42.303	46.521	1:14.470	41.312	155.4	11:35.425
5	1	2:39.709	45.862	1:12.781	41.066	157.9	14:15.134
6	1	2:39.398	45.896	1:12.404	41.098	158.2	16:54.532

666 **ROFIX RACING by AR PERFORMAN** BMW E90 WTCC M3
 1. Ron Vaessen TA
 2. René De Coninck

1	2	3:50.191	1:26.080	1:34.103	50.008	107.6	3:50.191
2	2	2:58.609	49.849	1:23.067	45.693	141.2	6:48.800
3	2	3:58.160 B	1:51.718	1:19.403	47.039	105.9	10:46.960
4	2	2:48.289	48.430	1:15.397	44.462	149.8	13:35.249
5	1	12:09.027 B	...	1:20.551	45.575	34.6	25:44.276
6	1	2:52.881	48.517	1:18.945	45.419	145.8	28:37.157
7	1	2:50.387	47.951	1:18.671	43.765	148.0	31:27.544
8	1	2:50.524	47.708	1:18.909	43.907	147.9	34:18.068
9	1	2:51.325	47.727	1:19.016	44.582	147.2	37:09.393
10	1	2:54.050	49.304	1:19.024	45.722	144.9	40:03.443