

Alpine Elf Europa Cup SPA EURO RACE Qualifying 1

Provisional Classification

No Driver	Nat	Team	Car	Cl.	Time	Lap Total	Gap	Kph
1 136 Enzo GERACI	FRA	Chazel Technologie Course Junior	A110 Cup	JUN	2:32.734	3 5	-	165.1
2 4 Léo JOUSSET	FRA	Race Cars Consulting	A110 Cup	JUN	2:33.015	4 6	+0.281	164.8
3 38 Romain FAVRE	FRA	VPS Racing	A110 Cup	JUN	2:33.229	4 5	+0.495	164.6
4 11 Lorens LECERTUA	BEL	Chazel Technologie Course Junior	A110 Cup	JUN	2:33.868	3 6	+1.134	163.9
5 22 Alexis GARCIN	FRA	Chazel Technologie Course Junior	A110 Cup	JUN	2:33.970	3 6	+1.236	163.8
6 8 Lukas PAPIN	FRA	Autosport GP	A110 Cup	JUN	2:33.971	4 6	+1.237	163.8
7 42 Adrien CATELIN	FRA	Code Racing Development	A110 Cup	CHA	2:34.440	2 5	+1.706	163.3
8 85 Thibaut BOSSY	FRA	Herrero Racing	A110 Cup	CHA	2:34.467	3 5	+1.733	163.2
9 87 Romain BRUN	FRA	Herrero Racing	A110 Cup	JUN	2:34.545	3 6	+1.811	163.2
10 21 Tim MERIEUX	FRA	Autosport GP	A110 Cup	JUN	2:34.552	5 7	+1.818	163.1
11 35 Jules GOUGEON	FRA	Chazel Technologie Course Junior	A110 Cup	JUN	2:34.557	3 7	+1.823	163.1
12 86 Ethan BERNARD	FRA	Herrero Racing	A110 Cup	JUN	2:34.638	4 6	+1.904	163.1
13 59 Louis MAURICE	FRA	Code Racing Development	A110 Cup	JUN	2:34.735	6 7	+2.001	163.0
14 37 Willyam GOSSSELIN	FRA	VPS Racing	A110 Cup	JUN	2:34.812	3 7	+2.078	162.9
15 36 Sami DHAHRI	FRA	VPS Racing	A110 Cup	JUN	2:35.079	4 7	+2.345	162.6
16 33 Denis BERNARDI	FRA	Herrero Racing	A110 Cup	CHA	2:35.154	4 6	+2.420	162.5
17 63 Pierre Laurent FIGUIERE	FRA	Chazel Technologie Course	A110 Cup	CHA	2:36.137	5 7	+3.403	161.5
18 23 Laurent RICHARD	FRA	Herrero Racing	A110 Cup	GEN	2:36.368	6 7	+3.634	161.2
19 41 Anthony FOURNIER	FRA	Race Cars Consulting	A110 Cup	GEN	2:36.371	4 6	+3.637	161.2
20 71 Margaux VERZA	FRA	Autosport GP	A110 Cup	CHA	2:38.131	4 7	+5.397	159.5
21 18 Pierre MACCHI	FRA	Autosport GP	A110 Cup	GEN	2:38.473	6 7	+5.739	159.1
22 9 Philippe BOURGOIS	BEL	Chazel Technologie Course	A110 Cup	GEN	2:39.184	4 6	+6.450	158.4
23 28 Pierre Etienne BORDET	FRA	Herrero Racing	A110 Cup	GEN	2:40.095	5 7	+7.361	157.5
24 77 Alain JACONO	FRA	Chazel Technologie Course	A110 Cup	GEN	2:57.623	5 7	+24.889	142.0

Fastest Lap: Lap 3 Enzo GERACI 2:32.734 165.1 Kph

CARS 4, 9, 18, 21, 23, 35, 37, 38, 59, 71, 77 AND 86 - SOME LAPTIMES DELETED DUE TO TRACK LIMITS


Published at: 1413

Track Status: DRY

Race Director
Pierre Delettre

Pierre DELETTRE
Race Director

Timekeeper:
Lluís Porqueras



Alpine Elf Europa Cup

SPA EURO RACE

Qualifying 1

Provisional Classification by Class

No Driver	Nat	Team	Car	Time	Lap Total	Gap	Kph
CHA							
1	42	Adrien CATELIN	FRA	Code Racing Development	A110 Cup	2:34.440	2 5 163.3
2	85	Thibaut BOSSY	FRA	Herrero Racing	A110 Cup	2:34.467	3 5 +0.027 +0.027 163.2
3	33	Denis BERNARDI	FRA	Herrero Racing	A110 Cup	2:35.154	4 6 +0.714 +0.687 162.5
4	63	Pierre Laurent FIGUIERE	FRA	Chazel Technologie Course	A110 Cup	2:36.137	5 7 +1.697 +0.983 161.5
5	71	Margaux VERZA	FRA	Autosport GP	A110 Cup	2:38.131	4 7 +3.691 +1.994 159.5
GEN							
1	23	Laurent RICHARD	FRA	Herrero Racing	A110 Cup	2:36.368	6 7 161.2
2	41	Anthony FOURNIER	FRA	Race Cars Consulting	A110 Cup	2:36.371	4 6 +0.003 +0.003 161.2
3	18	Pierre MACCHI	FRA	Autosport GP	A110 Cup	2:38.473	6 7 +2.105 +2.102 159.1
4	9	Philippe BOURGOIS	BEL	Chazel Technologie Course	A110 Cup	2:39.184	4 6 +2.816 +0.711 158.4
5	28	Pierre Etienne BORDET	FRA	Herrero Racing	A110 Cup	2:40.095	5 7 +3.727 +0.911 157.5
6	77	Alain JACONO	FRA	Chazel Technologie Course	A110 Cup	2:57.623	5 7 +21.255+17.528 142.0
JUN							
1	136	Enzo GERACI	FRA	Chazel Technologie Course Junior	A110 Cup	2:32.734	3 5 165.1
2	4	Léo JOUSSET	FRA	Race Cars Consulting	A110 Cup	2:33.015	4 6 +0.281 +0.281 164.8
3	38	Romain FAVRE	FRA	VPS Racing	A110 Cup	2:33.229	4 5 +0.495 +0.214 164.6
4	11	Lorenz LECERTUA	BEL	Chazel Technologie Course Junior	A110 Cup	2:33.868	3 6 +1.134 +0.639 163.9
5	22	Alexis GARCIN	FRA	Chazel Technologie Course Junior	A110 Cup	2:33.970	3 6 +1.236 +0.102 163.8
6	8	Lukas PAPIN	FRA	Autosport GP	A110 Cup	2:33.971	4 6 +1.237 +0.001 163.8
7	87	Romain BRUN	FRA	Herrero Racing	A110 Cup	2:34.545	3 6 +1.811 +0.574 163.2
8	21	Tim MERIEUX	FRA	Autosport GP	A110 Cup	2:34.552	5 7 +1.818 +0.007 163.1
9	35	Jules GOUGEON	FRA	Chazel Technologie Course Junior	A110 Cup	2:34.557	3 7 +1.823 +0.005 163.1
10	86	Ethan BERNARD	FRA	Herrero Racing	A110 Cup	2:34.638	4 6 +1.904 +0.081 163.1
11	59	Louis MAURICE	FRA	Code Racing Development	A110 Cup	2:34.735	6 7 +2.001 +0.097 163.0
12	37	Willyam GOSSELIN	FRA	VPS Racing	A110 Cup	2:34.812	3 7 +2.078 +0.077 162.9
13	36	Sami DHAHRI	FRA	VPS Racing	A110 Cup	2:35.079	4 7 +2.345 +0.267 162.6

CARS 4, 9, 18, 21, 23, 35, 37, 38, 59, 71, 77 AND 86 - SOME LAPTIMES DELETED DUE TO TRACK LIMITS


Published at: 14/12

Track Status: DRY

Race Director
Pierre Delettre

Pierre DELETTRE
Race Director

Timekeeper:
Lluís Porqueras



SPA EURO RACE Alpine Elf Europa Cup Qualifying 1

Passings List

Flag	Time	C. Point	Lap	Lap Time	Kph	Section	Nr	Driver	Team
Green Flag									
Green Flag									
Green Flag	13:41:44.864	SPTRP-2-1					4	Léo JOUSSET	Race Cars Consulting
Green Flag	13:41:45.630	INT 1				0.766	4	Léo JOUSSET	Race Cars Consulting
Green Flag	13:41:45.630	SPTRP-2-2					4	Léo JOUSSET	Race Cars Consulting
Green Flag	13:43:10.928	INT 2				1'25.298	4	Léo JOUSSET	Race Cars Consulting
Green Flag	13:44:00.507	FL	1		137,32	49.579	4	Léo JOUSSET	Race Cars Consulting
Green Flag	13:44:03.296	START				2.789	4	Léo JOUSSET	Race Cars Consulting
Green Flag	13:44:45.842	SPTRP-2-1				42.546	4	Léo JOUSSET	Race Cars Consulting
Green Flag	13:44:46.304	INT 1				0.462	4	Léo JOUSSET	Race Cars Consulting
Green Flag	13:44:46.304	SPTRP-2-2					4	Léo JOUSSET	Race Cars Consulting
Green Flag	13:45:57.851	INT 2				1'11.547	4	Léo JOUSSET	Race Cars Consulting
Green Flag	13:46:37.877	FL	2	5:37.877	170,09	40.026	4	Léo JOUSSET	Race Cars Consulting
Green Flag	13:46:40.635	START				2.758	4	Léo JOUSSET	Race Cars Consulting
Yellow Flag in S3									
Yellow Flag in S3	13:47:21.363	SPTRP-2-1				40.728	4	Léo JOUSSET	Race Cars Consulting
Yellow Flag in S3	13:47:21.804	INT 1				0.441	4	Léo JOUSSET	Race Cars Consulting
Yellow Flag in S3	13:47:21.804	SPTRP-2-2					4	Léo JOUSSET	Race Cars Consulting
Green Flag									
Green Flag	13:48:32.071	INT 2				1'10.267	4	Léo JOUSSET	Race Cars Consulting
Green Flag	13:49:11.753	FL	3	2:33.876	171,57	39.682	4	Léo JOUSSET	Race Cars Consulting
Green Flag	13:49:14.531	START				2.778	4	Léo JOUSSET	Race Cars Consulting
Green Flag	13:49:54.936	SPTRP-2-1				40.405	4	Léo JOUSSET	Race Cars Consulting
Green Flag	13:49:55.374	INT 1				0.438	4	Léo JOUSSET	Race Cars Consulting
Green Flag	13:49:55.374	SPTRP-2-2					4	Léo JOUSSET	Race Cars Consulting
Green Flag	13:51:05.060	INT 2				1'09.686	4	Léo JOUSSET	Race Cars Consulting
Green Flag	13:51:44.768	FL	4	2:33.015	171,45	39.708	4	Léo JOUSSET	Race Cars Consulting
Green Flag	13:51:47.534	START				2.766	4	Léo JOUSSET	Race Cars Consulting
Yellow Flag in S3									
Yellow Flag in S3	13:52:28.156	SPTRP-2-1				40.622	4	Léo JOUSSET	Race Cars Consulting
Yellow Flag in S3	13:52:28.594	INT 1				0.438	4	Léo JOUSSET	Race Cars Consulting
Yellow Flag in S3	13:52:28.594	SPTRP-2-2					4	Léo JOUSSET	Race Cars Consulting
Green Flag									
Green Flag	13:53:39.099	INT 2				1'10.505	4	Léo JOUSSET	Race Cars Consulting
Green Flag	13:54:20.097	FL	5	2:35.329	166,06	40.998	4	Léo JOUSSET	Race Cars Consulting
Green Flag	13:54:22.872	START				2.775	4	Léo JOUSSET	Race Cars Consulting
Green Flag	13:55:03.596	SPTRP-2-1				40.724	4	Léo JOUSSET	Race Cars Consulting
Green Flag	13:55:04.038	INT 1				0.442	4	Léo JOUSSET	Race Cars Consulting
Green Flag	13:55:04.038	SPTRP-2-2					4	Léo JOUSSET	Race Cars Consulting
Green Flag	13:56:19.790	INT 2				1'15.752	4	Léo JOUSSET	Race Cars Consulting
Green Flag	13:57:07.327	PIT IN	5			47.537	4	Léo JOUSSET	Race Cars Consulting
Green Flag	13:57:13.228	PIT FL	6	2:53.131	51,97	5.901	4	Léo JOUSSET	Race Cars Consulting
Yellow Flag in S2									
Green Flag									
Yellow Flag in S3									
Red Flag									




Alpine Elf Europa Cup SPA EURO RACE Qualifying 1

Sector Analysis

— Invalidated Lap ■ Personal Best ■ Session Best B Crossing the pit lane

Lap	Time	Sector 1	Sector 2	Sector 3	Kph	Elapsed	Lap	Time	Sector 1	Sector 2	Sector 3	Kph	Elapsed
4	Léo JOUSSET FRA Race Cars Consulting A110 Cup						22	Alexis GARCIN FRA Chazel Technologie Course Junior A110 Cup					
1	3:00.507	45.630	1:25.298	49.579	137.3	3:00.507	1	3:26.807	1:09.189	1:26.220	51.398	119.8	3:26.807
2	2:37.370	45.797	1:11.547	40.026	160.2	5:37.877	2	2:39.294	46.295	1:12.901	40.098	158.3	6:06.101
3	2:33.876	43.927	1:10.267	39.682	163.9	8:11.753	3	2:33.970	44.019	1:09.643	40.308	163.8	8:40.071
4	2:33.015	43.621	1:09.686	39.708	164.8	10:44.768	4	2:37.242	44.295	1:09.487	43.460	160.4	11:17.313
5	2:35.329	43.826	1:10.505	40.998	162.3	13:20.097	5	2:35.539	44.204	1:10.225	41.110	162.1	13:52.852
6	2:53.131 B	43.941	1:15.752	53.438	145.6	16:13.228	6	3:01.347 B	44.163	1:14.766	1:02.418	139.0	16:54.199
8	Lukas PAPIN FRA Autosport GP A110 Cup						23	Laurent RICHARD FRA Herrero Racing A110 Cup					
1	3:54.869	1:39.466	1:18.720	56.683	105.5	3:54.869	1	3:50.868	1:19.790	1:32.893	58.185	107.3	3:50.868
2	3:02.013	1:01.159	1:15.905	44.949	138.5	6:56.882	2	2:40.945	47.513	1:11.960	41.472	156.7	6:31.813
3	2:34.420	44.491	1:09.919	40.010	163.3	9:31.302	3	2:37.271	45.148	1:11.632	40.491	160.3	9:09.084
4	2:33.971	43.849	1:09.896	40.226	163.8	12:05.273	4	2:36.644	44.939	1:11.112	40.593	161.0	11:45.728
5	2:42.966	44.112	1:17.455	41.399	154.7	14:48.239	5	2:49.985	48.131	1:16.789	45.065	148.3	14:35.713
6	2:49.676 B	44.014	1:10.931	54.731	148.6	17:37.915	6	2:36.368	44.700	1:11.149	40.519	161.2	17:12.081
							7	3:21.424 B	45.408	1:23.525	1:12.561	125.1	20:33.575
9	Philippe BOURGOIS BEL Chazel Technologie Course A110 Cup						28	Pierre Etienne BORDET FRA Herrero Racing A110 Cup					
1	3:31.215	1:15.210	1:23.597	52.408	117.3	3:31.215	1	3:56.726	1:18.122	1:33.665	1:04.939	104.7	3:56.726
2	2:54.531	47.240	1:12.709	54.582	144.5	6:25.746	2	2:50.733	51.718	1:16.213	42.802	147.7	6:47.459
3	2:40.475	45.556	1:12.441	42.478	157.1	9:06.221	3	2:41.813	46.742	1:13.417	41.654	155.8	9:29.272
4	2:39.184	45.641	1:11.747	41.796	158.4	11:45.405	4	2:42.138	46.022	1:13.862	42.254	155.5	12:11.410
5	2:51.154	46.259	1:21.820	43.075	147.3	14:36.559	5	2:40.095	45.924	1:12.587	41.584	157.5	14:51.505
6	2:52.334 B	45.381	1:13.494	53.459	146.3	17:28.893	6	2:41.769	46.390	1:13.295	42.084	155.9	17:33.274
							7	3:13.057 B	46.388	1:25.111	1:01.558	130.6	20:46.331
11	Lorens LECERTUA BEL Chazel Technologie Course Junior A110 Cup						33	Denis BERNARDI FRA Herrero Racing A110 Cup					
1	3:28.372	1:09.982	1:26.704	51.686	118.9	3:28.372	1	3:52.383	1:16.607	1:32.632	1:03.144	106.6	3:52.383
2	2:39.491	47.009	1:11.726	40.756	158.1	6:07.863	2	2:44.913	48.207	1:15.028	41.678	152.9	6:37.296
3	2:33.868	43.708	1:09.959	40.201	163.9	8:41.731	3	2:35.531	44.797	1:10.434	40.300	162.1	9:12.827
4	2:36.390	44.040	1:09.568	42.782	161.2	11:18.121	4	2:35.154	44.368	1:10.236	40.550	162.5	11:47.981
5	2:34.362	43.750	1:10.073	40.539	163.3	13:52.483	5	2:47.283	46.755	1:17.207	43.321	150.7	14:35.264
6	3:02.377 B	44.366	1:17.451	1:00.560	138.3	16:54.860	6	2:50.265 B	44.696	1:14.818	50.751	148.1	17:25.529
18	Pierre MACCHI FRA Autosport GP A110 Cup						35	Jules GOUGEON FRA Chazel Technologie Course Junior A110 Cup					
1	3:53.418	1:34.333	1:22.572	56.513	106.1	3:53.418	1	3:28.962	1:10.423	1:26.880	51.659	118.6	3:28.962
2	2:50.193	48.424	1:17.398	44.371	148.2	6:43.611	2	2:39.600	47.078	1:11.497	41.025	158.0	6:08.562
3	2:39.164	45.168	1:12.647	41.349	158.4	9:22.775	3	2:34.557	44.393	1:09.927	40.237	163.1	8:43.119
4	2:39.850	44.788	1:12.352	42.710	157.7	12:02.625	4	2:38.185	44.413	1:10.114	43.658	159.4	11:21.304
5	2:38.757	45.454	1:11.692	41.611	158.8	14:41.382	5	2:38.413	45.073	1:10.844	42.496	159.2	13:59.717
6	2:38.473	45.059	1:11.549	41.865	159.1	17:19.855	6	2:36.310	44.830	1:10.699	40.781	161.3	16:36.027
7	3:15.779 B	44.760	1:17.689	1:13.330	128.8	20:35.634	7	2:55.455 B	44.646	1:10.888	59.921	143.7	19:31.482
21	Tim MERIEUX FRA Autosport GP A110 Cup						36	Sami DHAHRI FRA VPS Racing A110 Cup					
1	3:40.791	1:14.387	1:27.301	59.103	112.2	3:40.791	1	2:57.216	48.420	1:23.229	45.567	139.8	2:57.216
2	2:41.344	47.170	1:12.657	41.517	156.3	6:22.135	2	2:36.100	44.911	1:11.087	40.102	161.5	5:33.316
3	2:35.413	44.742	1:10.511	40.160	162.2	8:57.548	3	2:35.498	44.356	1:10.695	40.447	162.2	8:08.814
4	2:34.803	44.861	1:09.887	40.055	162.9	11:32.351	4	2:35.079	44.239	1:10.372	40.468	162.6	10:43.893
5	2:34.552	44.328	1:10.528	39.696	163.1	14:06.903	5	2:36.591	44.735	1:11.388	40.468	161.0	13:20.484
6	2:34.310	44.013	1:10.099	40.198	163.4	16:41.213							
7	3:22.020 B	44.290	1:37.224	1:00.506	124.8	20:03.233							



Alpine Elf Europa Cup


SPA EURO RACE

Qualifying 1

Sector Analysis

— Invalidated Lap ■ Personal Best ■ Session Best B Crossing the pit lane

Lap	Time	Sector 1	Sector 2	Sector 3	Kph	Elapsed	Lap	Time	Sector 1	Sector 2	Sector 3	Kph	Elapsed
6	2:44.402	44.028	1:14.054	46.320	153.4	16:04.886	7	3:08.157B	44.486	1:19.963	1:03.708	134.0	20:02.184
7	2:51.468B	44.621	1:13.677	53.170	147.0	18:56.354	71 Margaux VERZA FRA						
37 Willyam GOSSELIN FRA							Autosport GP A110 Cup						
VPS Racing A110 Cup							1 4:03.491 1:41.616 1:26.184 55.691 101.7 4:03.491						
1	2:49.315	47.318	1:17.764	44.233	146.3	2:49.315	2	2:48.723	48.254	1:15.395	45.074	149.4	6:52.214
2	2:36.769	45.674	1:10.701	40.394	160.8	5:26.084	3	2:38.192	45.236	1:12.282	40.674	159.4	9:30.406
3	2:34.812	44.476	1:10.002	40.334	162.9	8:00.896	4	2:38.131	44.694	1:12.348	41.089	159.5	12:08.537
4	2:35.581	44.442	1:10.305	40.834	162.1	10:36.477	5	2:45.046	44.576	1:15.966	44.504	152.8	14:53.583
5	2:36.212	44.463	1:10.616	41.133	161.4	13:12.689	6	2:45.225	44.571	1:18.161	42.493	152.6	17:38.808
6	2:36.064	44.483	1:10.770	40.811	161.6	15:48.753	7	3:21.840B	44.797	1:30.472	1:06.571	124.9	21:00.648
7	4:04.324B	44.554	1:11.788	2:07.982	103.2	19:53.077	77 Alain JACONO FRA						
38 Romain FAVRE FRA							Chazel Technologie Course A110 Cup						
VPS Racing A110 Cup							1 3:42.178 1:10.875 1:31.513 59.790 111.5 3:42.178						
1	2:56.798	51.182	1:21.629	43.987	140.1	2:56.798	2	3:02.186	1:00.447	1:17.379	44.360	138.4	6:44.364
2	2:34.733	44.799	1:10.140	39.794	163.0	5:31.531	3	2:38.880	45.231	1:12.639	41.010	158.7	9:23.244
3	2:33.376	44.090	1:09.520	39.766	164.4	8:04.907	4	2:40.313	45.469	1:12.468	42.376	157.3	12:03.557
4	2:33.229	44.043	1:09.402	39.784	164.6	10:38.136	5	2:57.623	45.019	1:12.394	1:00.210	142.0	15:01.180
5	2:48.788B	44.266	1:14.473	50.049	149.4	13:26.924	6	2:47.696	45.853	1:18.755	43.088	150.4	17:48.876
41 Anthony FOURNIER FRA							7 3:13.679B 46.070 1:24.193 1:03.416 130.2 21:02.555						
Race Cars Consulting A110 Cup							85 Thibaut BOSSY FRA						
1 3:13.675 53.365 1:27.927 52.383 127.9 3:13.675							Herrero Racing A110 Cup						
2	2:37.241	45.025	1:11.553	40.663	160.4	5:50.916	1	3:30.211	1:12.959	1:25.395	51.857	117.9	3:30.211
3	2:36.722	45.178	1:10.598	40.946	160.9	8:27.638	2	2:39.197	47.087	1:11.382	40.728	158.4	6:09.408
4	2:36.371	44.915	1:10.489	40.967	161.2	11:04.009	3	2:34.467	43.847	1:10.434	40.186	163.2	8:43.875
5	2:52.330	44.867	1:13.924	53.539	146.3	13:56.339	4	2:36.381	43.805	1:10.313	42.263	161.2	11:20.256
6	2:57.586B	45.186	1:13.089	59.311	142.0	16:53.925	5	2:49.669B	44.323	1:10.926	54.420	148.6	14:09.925
42 Adrien CATELIN FRA							86 Ethan BERNARD FRA						
Code Racing Development A110 Cup							Herrero Racing A110 Cup						
1	3:06.093	59.970	1:19.254	46.869	133.1	3:06.093	1	3:56.389	1:17.407	1:32.906	1:06.076	104.8	3:56.389
2	2:34.440	44.212	1:10.153	40.075	163.3	5:40.533	2	3:04.025	1:02.046	1:21.474	40.505	137.0	7:00.414
3	2:34.738	44.204	1:09.934	40.600	162.9	8:15.271	3	2:35.014	44.415	1:10.508	40.091	162.7	9:35.428
4	2:38.137	44.350	1:11.671	42.116	159.4	10:53.408	4	2:34.638	44.021	1:10.338	40.279	163.1	12:10.066
5	3:01.669B	46.281	1:17.884	57.504	138.8	13:55.077	5	2:36.708	43.915	1:12.331	40.462	160.9	14:46.774
59 Louis MAURICE FRA							6 2:55.563B 44.400 1:15.235 55.928 143.6 17:42.337						
Code Racing Development A110 Cup							87 Romain BRUN FRA						
1 3:07.187 1:00.703 1:19.189 47.295 132.4 3:07.187							Herrero Racing A110 Cup						
2	2:37.910	44.007	1:09.634	44.269	159.7	5:45.097	1	3:50.194	1:29.293	1:22.807	58.094	107.6	3:50.194
3	2:33.158	44.127	1:09.096	39.935	164.6	8:18.255	2	2:40.356	47.343	1:10.093	42.920	157.2	6:30.550
4	3:37.843	44.159	1:09.690	1:43.994	115.7	11:56.098	3	2:34.545	44.264	1:10.056	40.225	163.2	9:05.095
5	2:48.238	46.719	1:14.707	46.812	149.9	14:44.336	4	2:49.199B	44.303	1:09.833	55.063	149.0	11:54.294
6	2:34.735	44.115	1:10.083	40.537	163.0	17:19.071	5	3:25.841	1:30.537	1:12.228	43.076	122.5	15:20.135
7	3:19.180B	46.486	1:18.995	1:13.699	126.6	20:38.251	6	2:50.567B	44.630	1:10.194	55.743	147.8	18:10.702
63 Pierre Laurent FIGUIERE FRA							136 Enzo GERACI FRA						
Chazel Technologie Course A110 Cup							Chazel Technologie Course Junior A110 Cup						
1	3:34.826	1:21.447	1:25.682	47.697	115.3	3:34.826	1	3:05.408	59.716	1:18.956	46.736	133.6	3:05.408
2	2:39.080	45.120	1:11.886	42.074	158.5	6:13.906	2	2:38.675	44.248	1:10.155	44.272	158.9	5:44.083
3	2:36.637	44.984	1:11.148	40.505	161.0	8:50.543	3	2:32.734	43.350	1:09.602	39.782	165.1	8:16.817
4	2:36.434	44.462	1:11.103	40.869	161.2	11:26.977	4	3:04.033	46.500	1:23.203	54.330	137.0	11:20.850
5	2:36.137	44.417	1:11.175	40.545	161.5	14:03.114	5	2:54.581B	43.677	1:14.011	56.893	144.4	14:15.431
6	2:50.913	44.454	1:19.050	47.409	147.5	16:54.027							



SPA EURO RACE Alpine Elf Europa Cup Qualifying 1

Passings List

Flag	Time	C. Point	Lap	Lap Time	Kph	Section	Nr	Driver	Team
Green Flag									
Green Flag									
Green Flag	13:41:44.864	SPTRP-2-1					4	Léo JOUSSET	Race Cars Consulting
Green Flag	13:41:45.630	INT 1				0.766	4	Léo JOUSSET	Race Cars Consulting
Green Flag	13:41:45.630	SPTRP-2-2					4	Léo JOUSSET	Race Cars Consulting
Green Flag	13:43:10.928	INT 2				1'25.298	4	Léo JOUSSET	Race Cars Consulting
Green Flag	13:44:00.507	FL	1		137,32	49.579	4	Léo JOUSSET	Race Cars Consulting
Green Flag	13:44:03.296	START				2.789	4	Léo JOUSSET	Race Cars Consulting
Green Flag	13:44:45.842	SPTRP-2-1				42.546	4	Léo JOUSSET	Race Cars Consulting
Green Flag	13:44:46.304	INT 1				0.462	4	Léo JOUSSET	Race Cars Consulting
Green Flag	13:44:46.304	SPTRP-2-2					4	Léo JOUSSET	Race Cars Consulting
Green Flag	13:45:57.851	INT 2				1'11.547	4	Léo JOUSSET	Race Cars Consulting
Green Flag	13:46:37.877	FL	2	5:37.877	170,09	40.026	4	Léo JOUSSET	Race Cars Consulting
Green Flag	13:46:40.635	START				2.758	4	Léo JOUSSET	Race Cars Consulting
Yellow Flag in S3									
Yellow Flag in S3	13:47:21.363	SPTRP-2-1				40.728	4	Léo JOUSSET	Race Cars Consulting
Yellow Flag in S3	13:47:21.804	INT 1				0.441	4	Léo JOUSSET	Race Cars Consulting
Yellow Flag in S3	13:47:21.804	SPTRP-2-2					4	Léo JOUSSET	Race Cars Consulting
Green Flag									
Green Flag	13:48:32.071	INT 2				1'10.267	4	Léo JOUSSET	Race Cars Consulting
Green Flag	13:49:11.753	FL	3	2:33.876	171,57	39.682	4	Léo JOUSSET	Race Cars Consulting
Green Flag	13:49:14.531	START				2.778	4	Léo JOUSSET	Race Cars Consulting
Green Flag	13:49:54.936	SPTRP-2-1				40.405	4	Léo JOUSSET	Race Cars Consulting
Green Flag	13:49:55.374	INT 1				0.438	4	Léo JOUSSET	Race Cars Consulting
Green Flag	13:49:55.374	SPTRP-2-2					4	Léo JOUSSET	Race Cars Consulting
Green Flag	13:51:05.060	INT 2				1'09.686	4	Léo JOUSSET	Race Cars Consulting
Green Flag	13:51:44.768	FL	4	2:33.015	171,45	39.708	4	Léo JOUSSET	Race Cars Consulting
Green Flag	13:51:47.534	START				2.766	4	Léo JOUSSET	Race Cars Consulting
Yellow Flag in S3									
Yellow Flag in S3	13:52:28.156	SPTRP-2-1				40.622	4	Léo JOUSSET	Race Cars Consulting
Yellow Flag in S3	13:52:28.594	INT 1				0.438	4	Léo JOUSSET	Race Cars Consulting
Yellow Flag in S3	13:52:28.594	SPTRP-2-2					4	Léo JOUSSET	Race Cars Consulting
Green Flag									
Green Flag	13:53:39.099	INT 2				1'10.505	4	Léo JOUSSET	Race Cars Consulting
Green Flag	13:54:20.097	FL	5	2:35.329	166,06	40.998	4	Léo JOUSSET	Race Cars Consulting
Green Flag	13:54:22.872	START				2.775	4	Léo JOUSSET	Race Cars Consulting
Green Flag	13:55:03.596	SPTRP-2-1				40.724	4	Léo JOUSSET	Race Cars Consulting
Green Flag	13:55:04.038	INT 1				0.442	4	Léo JOUSSET	Race Cars Consulting
Green Flag	13:55:04.038	SPTRP-2-2					4	Léo JOUSSET	Race Cars Consulting
Green Flag	13:56:19.790	INT 2				1'15.752	4	Léo JOUSSET	Race Cars Consulting
Green Flag	13:57:07.327	PIT IN	5			47.537	4	Léo JOUSSET	Race Cars Consulting
Green Flag	13:57:13.228	PIT FL	6	2:53.131	51,97	5.901	4	Léo JOUSSET	Race Cars Consulting